Village of Hermon

Population Trends, Demographics, and Socioeconomics

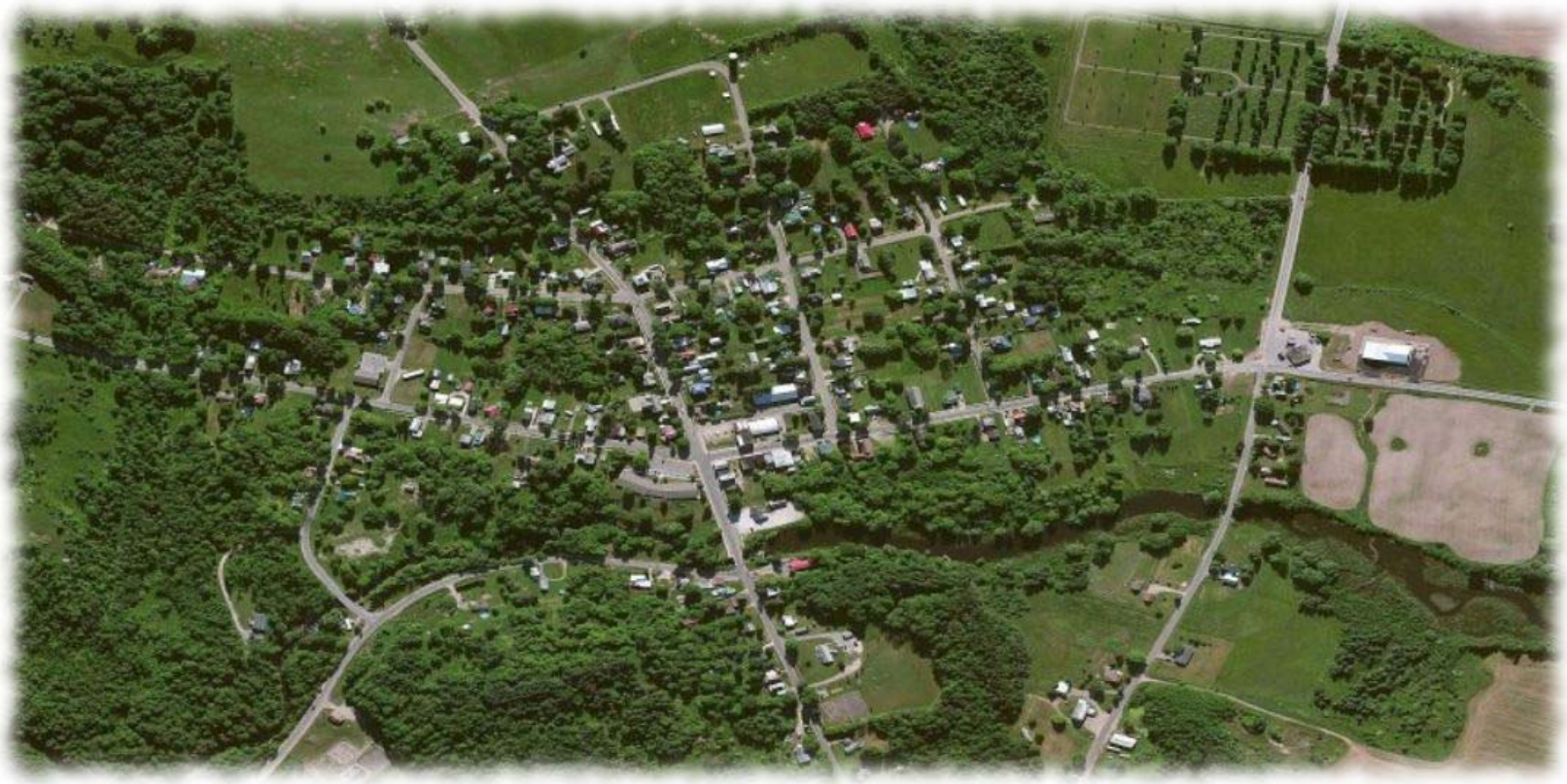

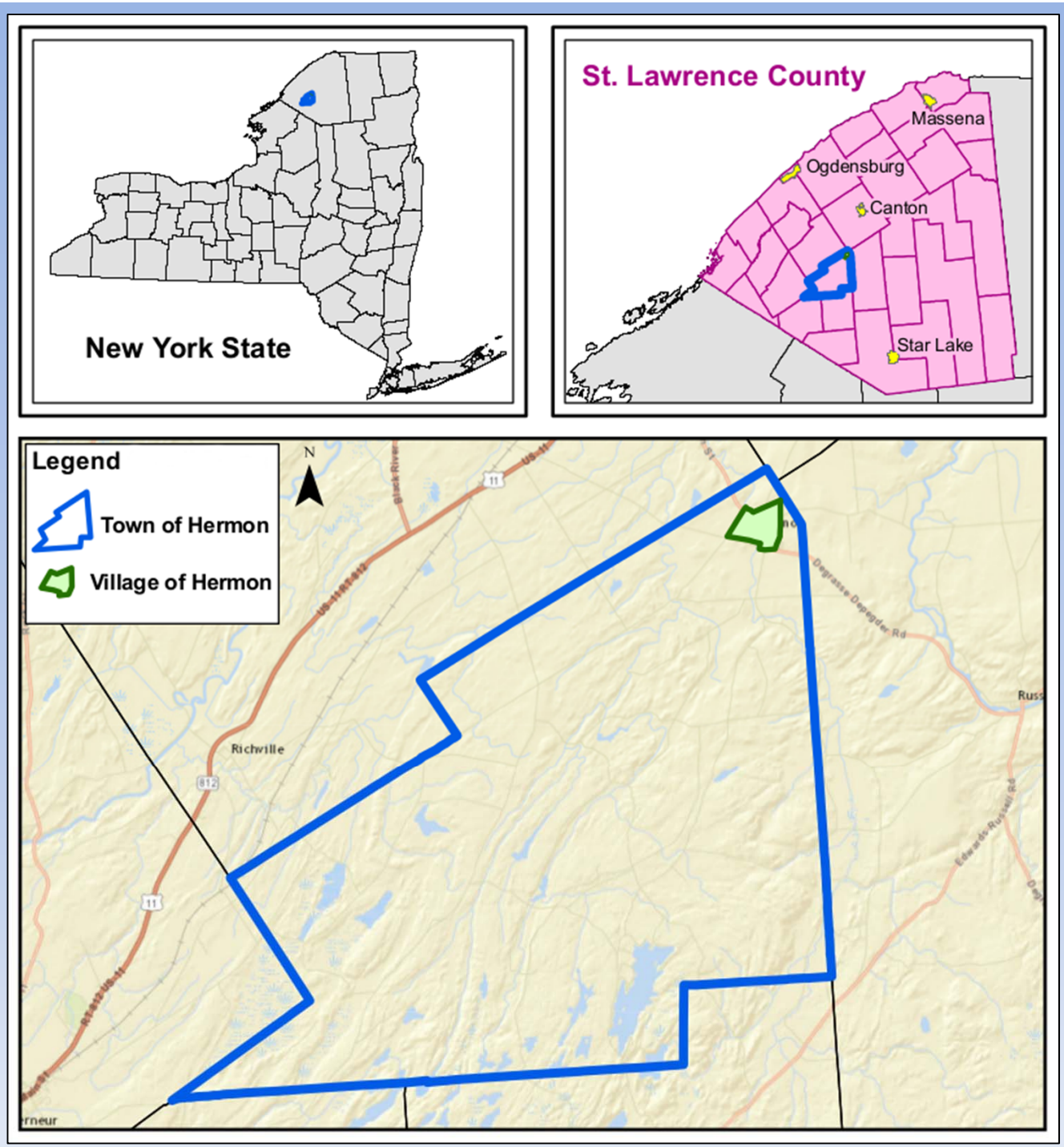
New York State
St. Lawrence County
Massena
Ogdensburg
Canton
Star Lake
Legend
Town of Hermon
Village of Hermon
N
Richville
Degrasse-Depeyster Rd
Edwards-Russell Rd
11
812

Hermon, NY

Village and Town History

- A post office named Hermon was established in the area in 1828
- The Town was first organized under the name of Depeau in 1830, but since there was already a “Depauville” in Jefferson County, the Town changed its name to Hermon in 1834
- The Village of Hermon was incorporated in 1887
- In 1891, “water works” were built at a cost of $7,000 to give the village a good supply of pure water
- In the late 1800’s, the Village was home to many types of businesses: tannery, grist mill, distillery, butter factory, carriage making, general store, drug store, grocery, boots and shoes, hardware, meat market, furniture, blacksmith, undertaker, a newspaper, and a hotel
- Today, the Village of Hermon is 0.4 square miles and the Town of Hermon is 54.2 square miles

Source: www.history.rays-place.com

Census Population Data

Hermon Village and Town Population, 1950-2010			
	Village	**Town**	**Total**
1950	547	803	1350
1960	612	643	1255
1970	521	566	1087
1980	490	593	1083
1990	407	634	1041
2000	402	667	1069
2010	422	686	1108

2013 Population Estimate for the Village of Hermon is 415

Source: US Census Bureau

Population Trends Since 1950

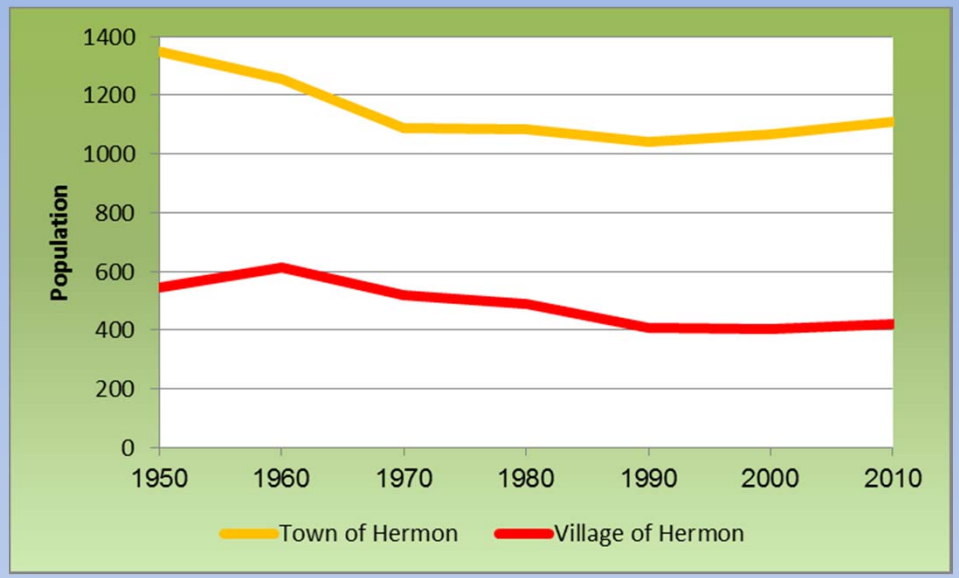

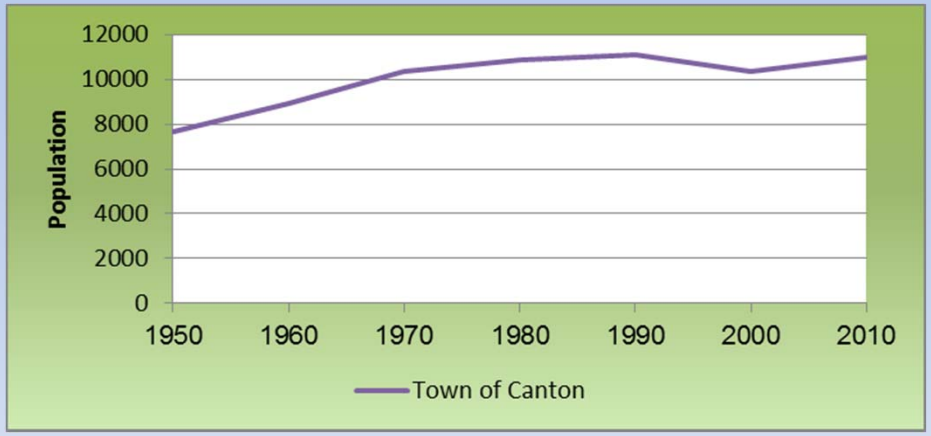

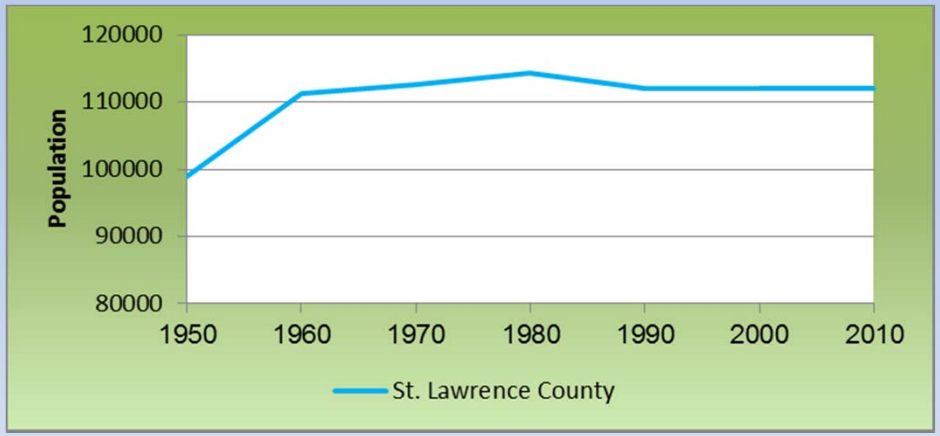

Source: US Census Bureau

St. Lawrence County Villages by Population (2010 Census data):

Village	Population
Hammond	280
Richville	323
Rensselaer Falls	332
Morristown	395
Hermon	**422**
Heuvelton	714
Waddington	927
Norwood	1,657
Gouverneur	3,949
Canton	6,314
Potsdam	9,428
Massena	10,936

St. Lawrence County Hamlets and other "Census Designated Places" by Population:

Census Designated Places	Population
Cranberry Lake	200
Colton	345
Newton Falls	400
Edwards (dissolved village)	439
Winthrop	510
DeKalb Junction	519
Hailesboro	624
Parishville	647
Brasher Falls	669
Star Lake	809
Hannawa Falls	1,042
Norfolk	1,327
Madrid	1,735

Village of Hermon Population Demographics

(2010 census data)

Age

Residents aged 0-19 years: 116
Residents aged 20-49 years: 159
Residents aged 50-85 years: 147

Median Age: 35 years

Median Age in Nearby Communities:
Town of Hermon: 37
DeKalb Junction: 46
Village of Gouverneur: 36
Village of Richville: 32

Sex

Female Population: 229 54.3%
Male Population: 193 45.7%

Nearby Communities

Town of Hermon:
Female - 50.6% Male - 49.4%
DeKalb Junction:
Female - 48.2% Male - 51.8%
Village of Gouverneur:
Female - 51.6% Male - 48.4%
Village of Richville:
Female - 48.6% Male - 51.4%

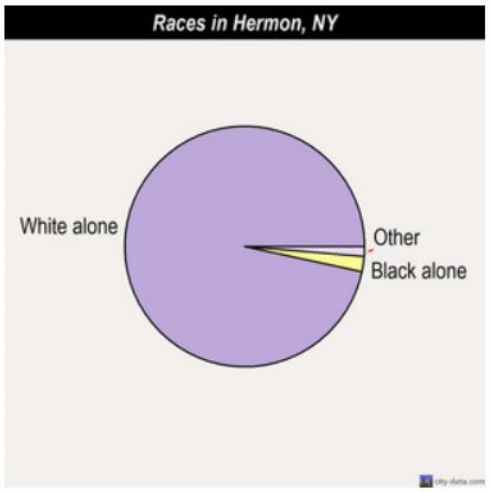

- White alone - 392 (92.9%)
- Hispanic - 17 (4.0%)
- American Indian alone - 4 (0.9%)
- Asian alone - 4 (0.9%)
- Two or more races - 4 (0.9%)
- Black alone - 1 (0.2%)

Village of Hermon Population Demographics

(2010 census data)

Housing

Total Housing Units: 186

Occupied: 173

Vacant: 13

Nearby Communities
Total Housing Units

Town of Hermon: 467

DeKalb Junction: 199

Village of Gouverneur: 1,866

Village of Richville: 123

Income

	Median Household Income	Percentage Below Poverty Level
Village of Hermon	$40,417	16.6%
Town of Hermon	$44,844	19.6%
St. Lawrence County	$43,745	18.5%

Nearby Communities' Income

Edwards (former village)	$32,404	23.9%
Village of Gouverneur	$39,894	17.0%
Town of Edwards	$40,625	18.3%
Town of Russell	$43,786	14.1%
Village of Richville	$45,938	29.5%
DeKalb Junction	$49,792	11.7%

School Districts

The dissolution study will have no impact on either school or County taxes, since these are separate from the Village and Town taxes. The map below of the three school districts serving the Town of Hermon is for reference purposes only. Note that the Village of Hermon is within the Hermon-DeKalb Central School District.

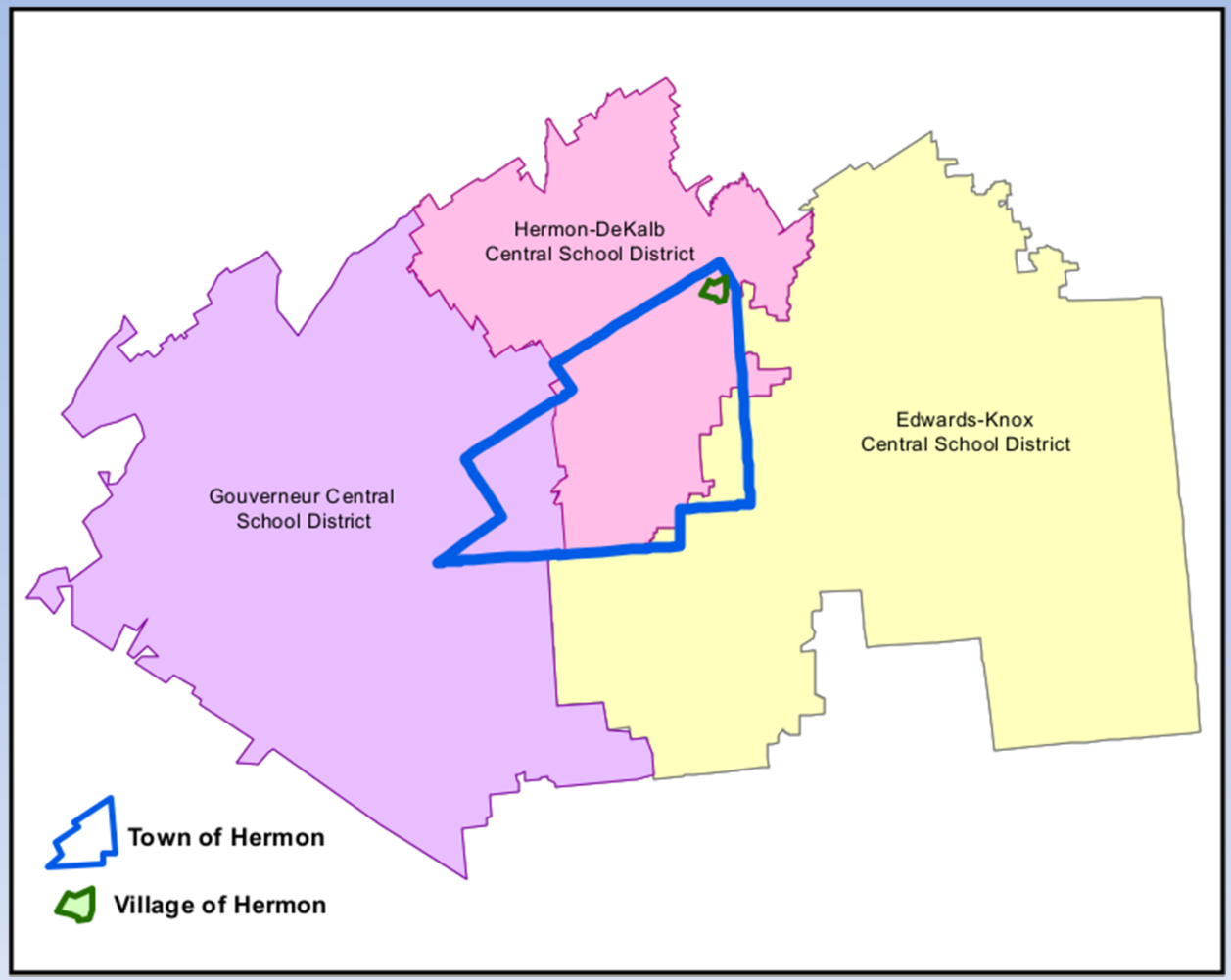

Tax Information

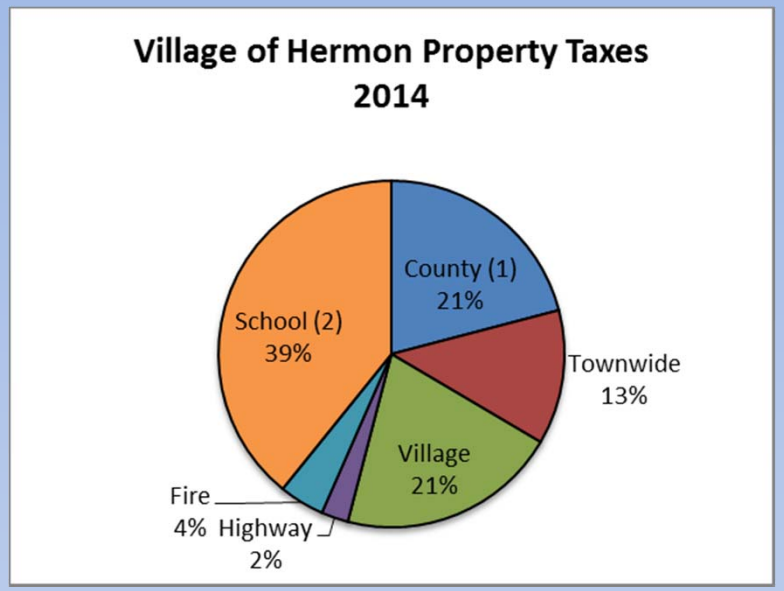

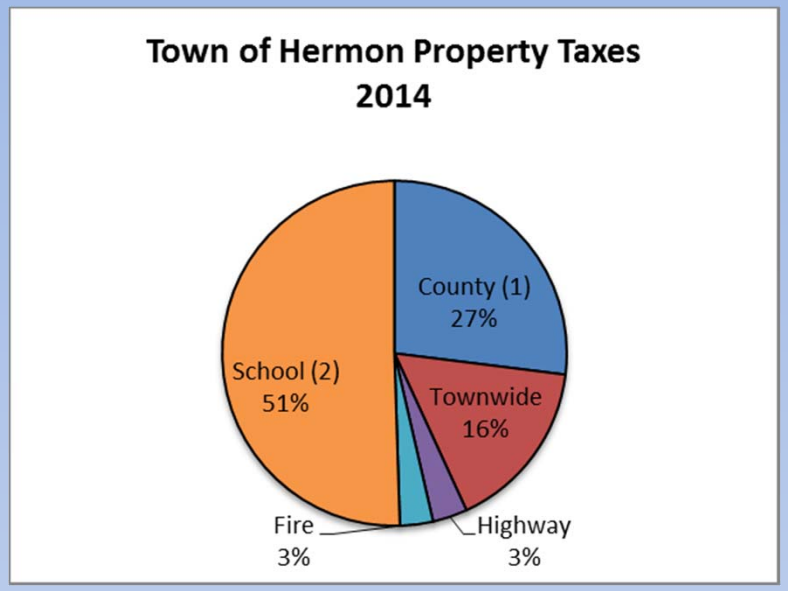

Current Tax Rates per $1,000 AV for a Village and TOV Taxpayer (2014)					
	Village	**TOV**			
County (1)	$8.95	$8.95			
Townwide	$5.37	$5.37			
Village	$8.81	~			
Highway	$1.08	$1.08			
Fire	$1.81	$1.03			
School (2)	$16.76	$16.76			
Total	**$42.78**	**$33.19**			
Source: St. Lawrence County Real Property Office					
Notes to the chart:					
(1) includes County tax of $8.372 and County Chargebacks of $0.580.					
(2) Hermon-Dekalb School District 2013 rate					

TOV = Town Outside Village

Real Property Information

Total Assessed Values 2014		
	Assessed Value	**% of Total**
Village	$8,834,660	11%
TOV	$75,179,798	89%
Total	**$84,014,458**	**100%**

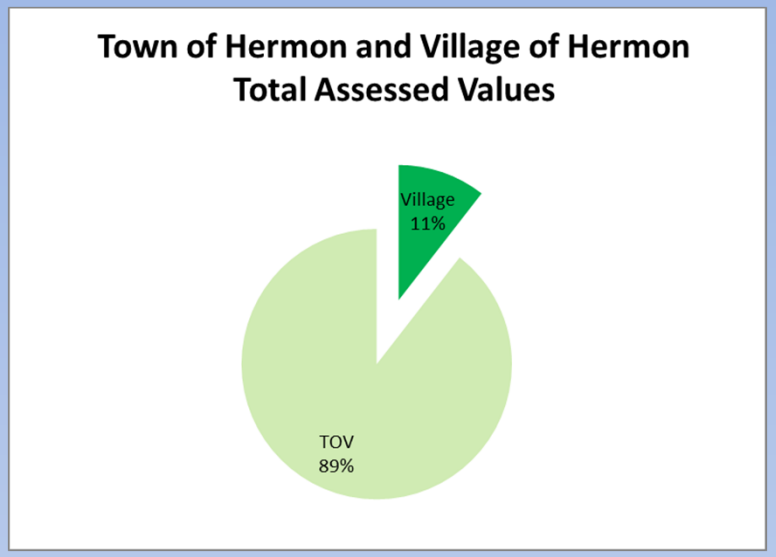

Parcels in Hermon		
	# of Parcels	**% of Parcels**
Village	248	22%
TOV	866	78%
Total	**1,114**	**100%**

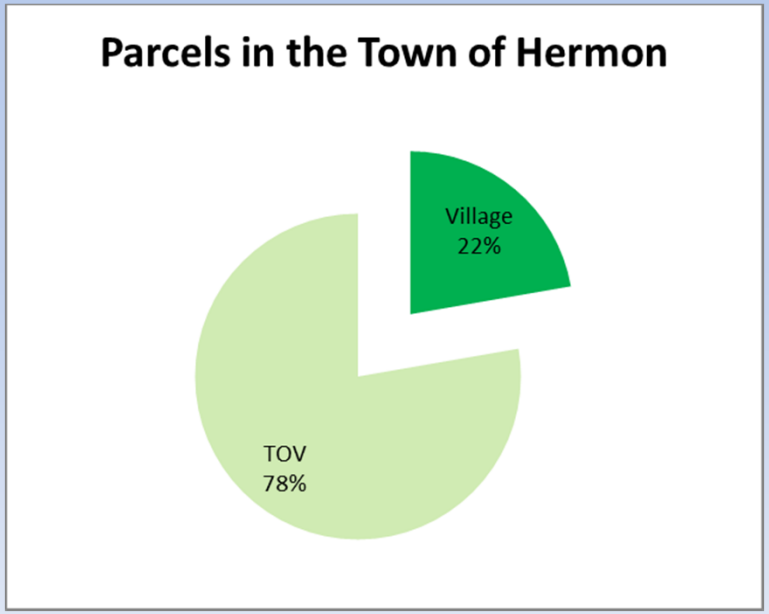

Data is estimated from St. Lawrence County tax parcel map data from 2013 and available tax rolls from 2014. Updated tax parcel data will be available later this year and numbers are liable to change.

Real Property Information

Village of Hermon Assessed Values	
Highest	$283,000.00
Average	$ 35,921.50
Standard Deviation	$ 29,557.62

Town of Hermon Assessed Values	
Highest	$399,400.00
Average	$ 74,251.89
Standard Deviation	$ 65,758.04

Seasonal Residences and Assessed Values	
Village	0 Properties
Town	158 Properties
Highest	$327,700.00
Average	$116,935.44
Standard Deviation	$ 53,541.33

Total Assessed Value
of waterfront parcels on
Trout and Cedar Lakes:
$23,801,600
(28% of Total Assessed Value)

Town of Hermon
Waterfront Parcels on Trout Lake and Cedar Lake

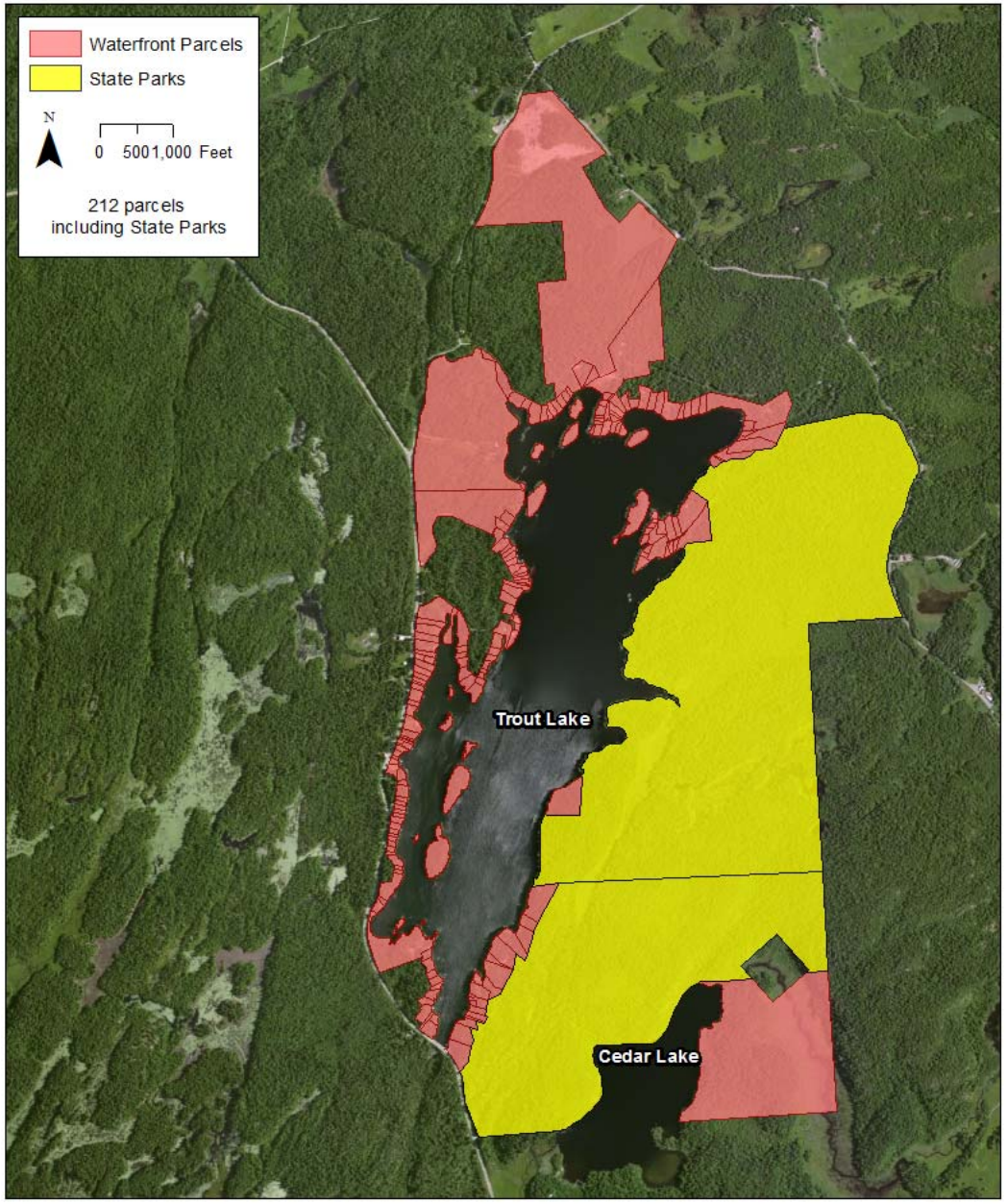

Top Property Classification Codes

Village Property Classification Codes	
Code	**Number of Parcels**
210 - One Family Year-Round Residence	133
311 - Residential Vacant Land	44
270 - Mobile Home	15
Other	56

TOV Property Classification Codes	
Code	**Number of Parcels**
260 - Seasonal Residence	158
210 - One Family Year-Round Residence	133
240 - Rural Residence with Acreage	78
311 - Residential Vacant Land	78
105 - Agricultural Vacant Land (Productive)	64
Other	355

Tax Exempt Real Property Information

Tax Exempt Properties in the Village	
Number of Exempt Properties	38
Percentage of Village	15%
Assessed Value of Exempt Properties	$974,400

Tax Exempt Properties in the TOV	
Number of Exempt Properties	70
Percentage of Town	8%
Assessed Value of Exempt Properties	$2,633,500

Taxable Assessed Value is much higher in the Town than in the Village.
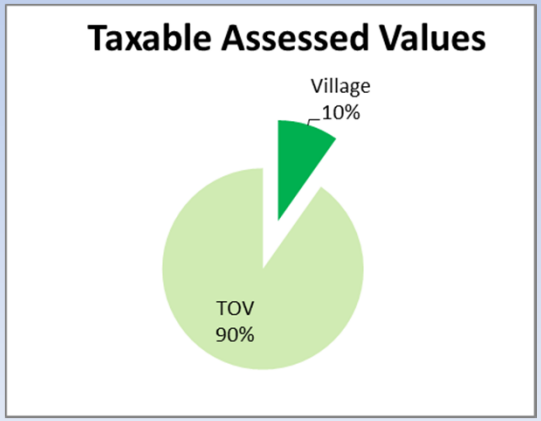
Taxable Assessed Values in Hermon	
Village	$ 7,860,260
TOV	$72,564,298
Total	$80,406,558