

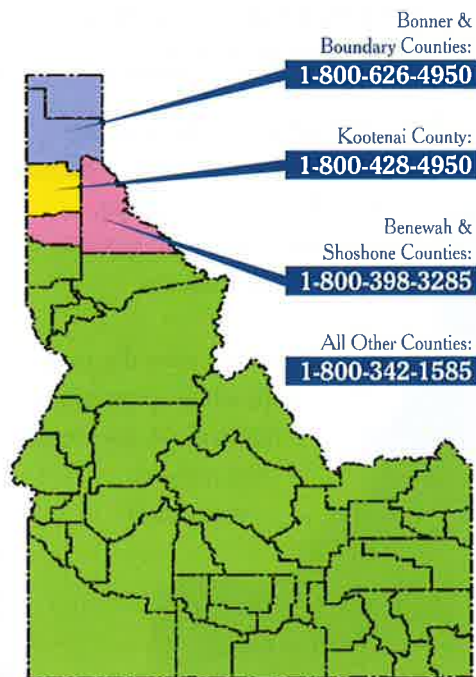
After the Locate

- Notify the Call Center immediately if you are missing locate markings. Have your Ticket Number ready to expedite matters.
- Plan your work to minimize damage to markings. It is your responsibility to maintain your locate marks.
- You must utilize extreme caution and hand dig within 2 feet of either side of a buried utility.
- Utilities cannot guarantee the depth of their facilities, as they have no control over depth variation caused by human intervention, weather or other circumstance.
- Report Damaged Facilities to the Facility Owner.
- ABOVE ALL!

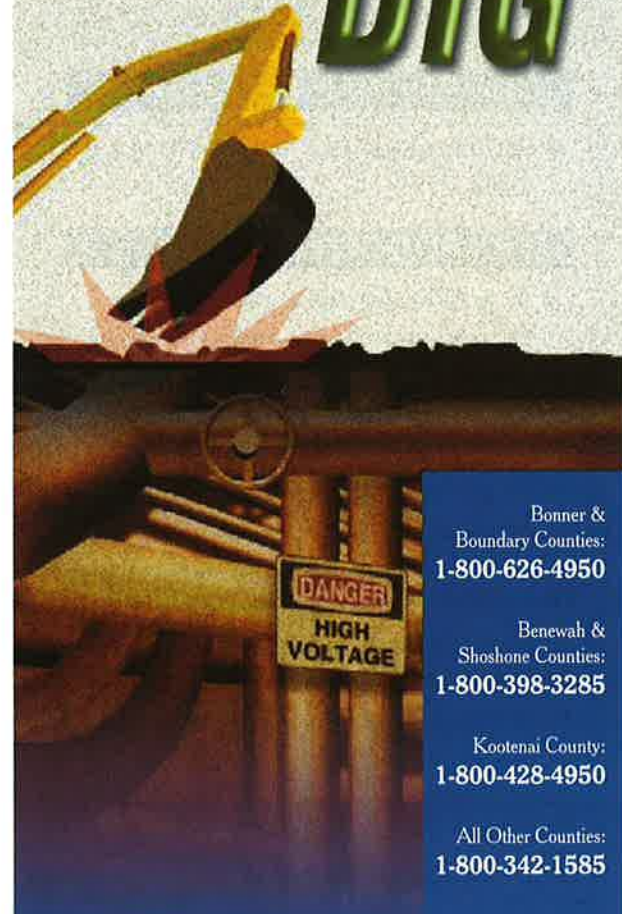
Dig Safely.

Idaho One-Call Numbers

Idaho is a multi-call center state. The following illustration indicates which numbers to call for utility location requests in the various counties of Idaho.



CALL BEFORE YOU DIG



Bonner & Boundary Counties:
1-800-626-4950

Benewah & Shoshone Counties:
1-800-398-3285

Kootenai County:
1-800-428-4950

All Other Counties:
1-800-342-1585



Idaho
ONE CALL

"Call Before You Dig!"

How the One-Call Works:

WHO SHOULD CALL?

- Anyone digging for any reason, at any depth.

WHY SHOULD I CALL?

- To prevent damage to costly underground utilities and/or personal injury from damaging underground facilities. *Better to be safe than sorry.*
- It's the Law: Idaho Code Chapter 22 Sections 55-2201 - 55-2210

WHEN SHOULD I CALL?

- A minimum of **2-10 Working Days Prior to Excavation.** (Emergency excavation is exempt from time requirement)

HOW MUCH DOES IT COST?

- Utility Locate Service is free.*
- Repairs for damaged facilities, medical expenses, lost wages and idle crews - are not.

*Utilities may charge for early non-emergency locates or design surveys.









What Do I Need To Call?

- 1 Contact person & phone number.
- 2 Address: Street address and/or legal description (subdivision lot & block), and the closest intersecting street(s).
- 3 Communicate where the proposed area of excavation is in relation to that address: front yard, back yard, north, south, east, west road right of way, railroad right of way etc. to establish a scope of work.
- 4 What type of work will be done: foundation, driveway, fence, addition to building, landscaping, electric line, septic system, retaining wall, etc.
- 5 Pre-mark your dig area with white spray paint that will set out clearly the path of excavation.



What's Next?

- You will be given: A list of participating members of the One-Call that will be notified.
- The date and time the underground facilities will be surface marked by.
- A ticket number confirming that an order has been placed.
- Within 2 business days representatives from member utilities will come to the work site and spray paint their facilities on the ground within the specified dig area.
- Utilities use the following APWA Color Code for marking facilities:

	ELECTRIC POWER
	GAS-OIL PRODUCT LINES
	COMMUNICATION CABLE TELEVISION
	WATER SYSTEMS - SLURRY PIPELINES
	SANITARY SEWER SYSTEM
	TEMPORARY SURVEY MARKINGS
	RECLAIMED WATER, SLURRY IRRIGATION LINES
	PROPOSED EXCAVATION