

Village of Chaumont

Dissolution Study

Existing Conditions: Municipal Financials & Services
6/26/19



Visit the website: <https://www.danc.org/chaumont-study>

Introduction and Notes

This presentation summarizes the Revenues, Expenses, Tax Levies and other financial information for the Village of Chaumont and the Town of Lyme. The information in this presentation is sourced from Fiscal Year 2018 Annual Update Documents (AUDs), Open Book NY, and the Jefferson County Real Property office, unless otherwise noted. Copies of the AUDs are available for review on the Chaumont Dissolution Study website under the “Reference Documents” section. The Village fiscal year is June-May, so the Village Fiscal Year 2018 figures are current to 5/31/18. The Town fiscal year is January-December, so the Town Fiscal Year 2018 figures are current to 12/31/18.

This study only includes figures and discussion for the following Property Tax Items: Village Tax, Town Taxes, and Highway Taxes. These tax items are charged at the same rate to all property owners either in the Village or the Town. County taxes and School taxes are not affected by efficiencies or consolidation, and therefore are not included in this study. This study also does not include figures or discussion pertaining to water or sewer services (unless noted otherwise), because these services are provided through special districts that only include the taxpayers within the respective special district. Village dissolution does not affect special districts.

Explanation of Real Property Taxes

Since the Village and Town's largest revenue source is from Real Property Taxes, the following is a review of how the real property tax rate is calculated by a Municipality:

1. Municipality develops and adopts a budget
2. Municipality determines revenue from all sources OTHER THAN the property tax (state aid, sales tax revenue, fees, etc.)
3. These OTHER revenues are subtracted from the budget and the remainder becomes the Tax Levy. The Tax Levy is the amount of money that must be raised through the property tax.
4. To determine the tax rate, the Municipality divides the tax levy by the total taxable assessed value of all the property in the jurisdiction
5. The product is multiplied by 1,000, since tax rates are expressed as "per \$1,000 of taxable assessed value"

$$\text{Tax Rate} = (\text{tax levy} / \text{total taxable assessed value}) \times 1,000$$

Tax Rates are subject to change each year due to changes in:

- Budgets - Revenue - Total taxable assessed value

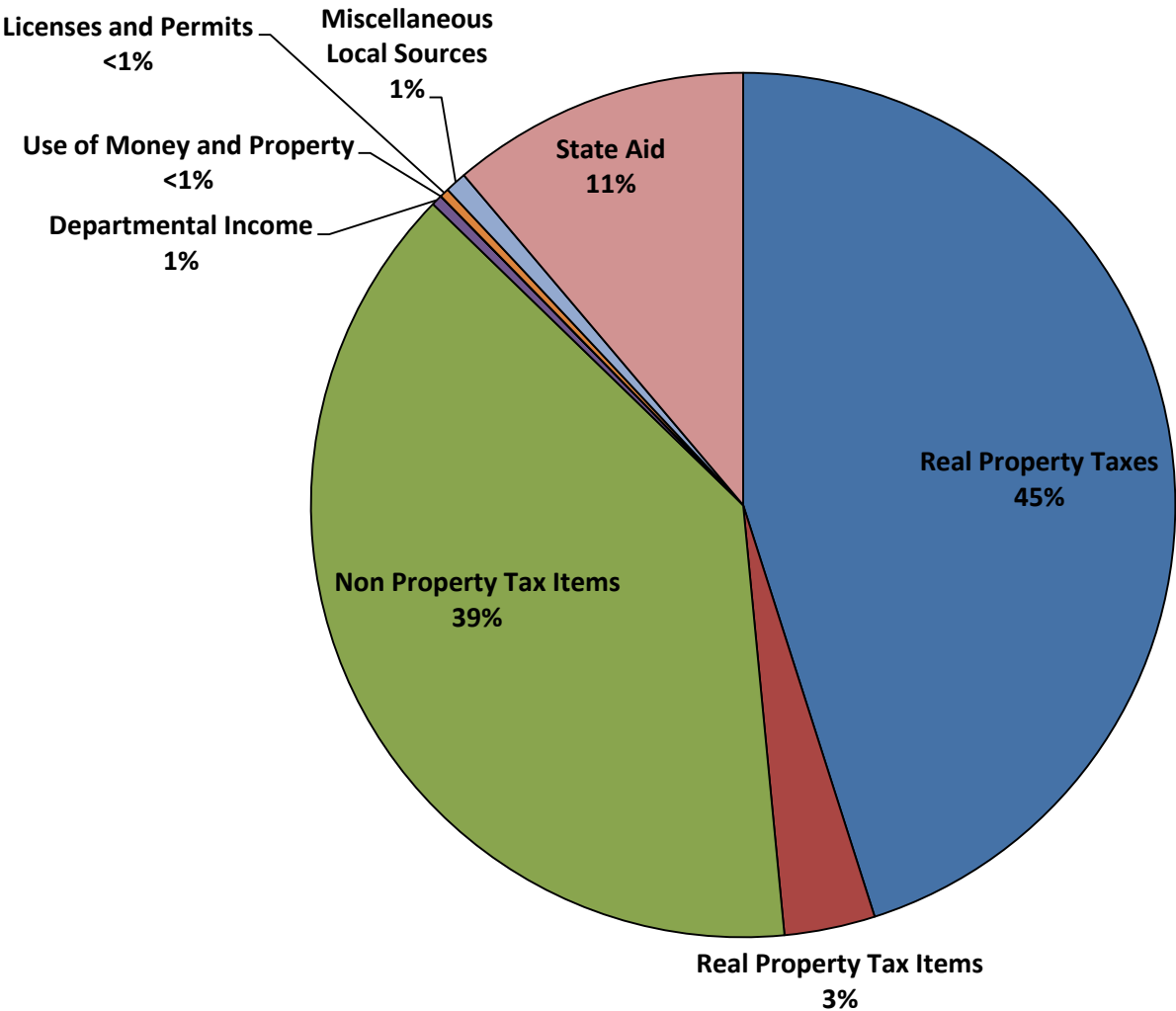
Village Financials

Village Chaumont General Fund Revenues FYE 5/31/18

The majority of the Village's revenue comes from real property taxes. The second largest revenue source is Non Property Tax Items, which includes revenue from the County from Sales Tax distribution.

Revenue Source	Total
Real Property Taxes	\$148,718
Real Property Tax Items Relieved taxes; Interest and penalties on real property tax items	\$11,205
Non Property Tax Items Sales Tax Distributed by County (\$117,500); Utilities Gross Receipts Tax, Franchises	\$127,951
Departmental Income Tax Collector Fees; Clerk Fees; Vital Statistics Fees; Park & Recreational Charges; Zoning Fees	\$1,339
Use of Money and Property Interest and earnings	\$22
Licenses and Permits Building and Alteration Permits	\$1,135
Miscellaneous Local Sources Reimbursements (Cell Phones for Clerk Deputy Mayor, Deputy Clerk Dental Insurance, other misc.)	\$2,651
State Aid Revenue Sharing (\$6,429); Mortgage Tax (\$2,666), Consolidated Highway Aid (CHIPS) (\$27,798)	\$36,893
Total	\$329,914

Village Chaumont General Fund Revenues FYE 5/31/18: \$329,914



How does the Village spend this General Fund Revenue?

For FYE 5/31/18, the Village reported expenditures to the State in the Annual Update Documents as:

“Personal Services” - salaries and employee wages

- Legislative Board
- Mayor
- Treasurer
- Buildings
- Central Garage
- Maintenance of Streets
- Brush and Weeds
- Snow Removal
- Parks
- Playgrounds & Rec Centers
- Zoning
- Refuse & Garbage

“Equipment and Capital Outlay” - equipment and supply purchases

- None in 2018

“Contractual Expenditures” - contracted services, wages paid to contractors

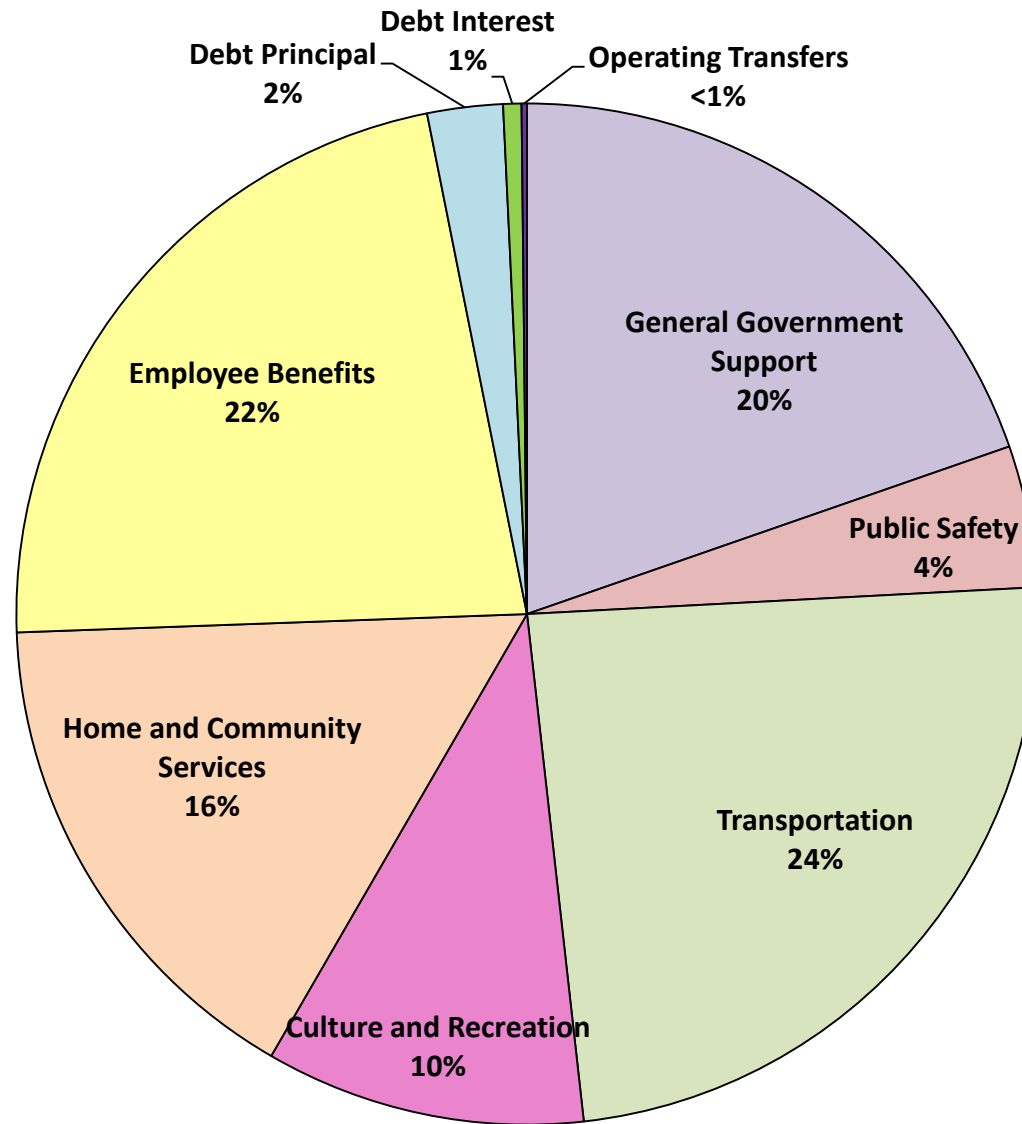
- Treasurer
- Law
- Buildings
- Central Garage
- Unallocated Insurance
- Fire
- Maintenance of Streets
- Permanent Improvement Highway (Paving)
- Brush and Weeds
- Snow Removal
- Street Lighting
- Parks
- Playground and Rec Centers
- Library
- Other Culture and Recreation
- Zoning
- Refuse and Garbage

Village Chaumont General Fund Expenditures FYE 5/31/18

Expenditure	Amount
General Government Support Legislative Board, Mayor, Treasurer, Tax Collection, Law, Buildings, Central Garage, Unallocated Insurance	\$65,819
Public Safety Fire	\$15,000
Transportation Maintenance of Streets, Permanent Improvements Highway, Brush and Weeds, Snow Removal, Street Lighting	\$80,476
Culture and Recreation Parks; Playground & Rec Centers; Library; Other Culture and Recreation (Garden Club \$300, Lyme Light \$100)	\$33,873
Home and Community Services Zoning, Planning, Refuse & Garbage	\$53,770
Employee Benefits	\$75,037
Debt Principal	\$7,995
Debt Interest	\$1,930
Operating Transfers Transfer to Water and Sewer Funds relieved utility bills	\$571
Total	\$334,471

Note: When municipal expenditures exceed revenues, fund balances are used to cover costs.

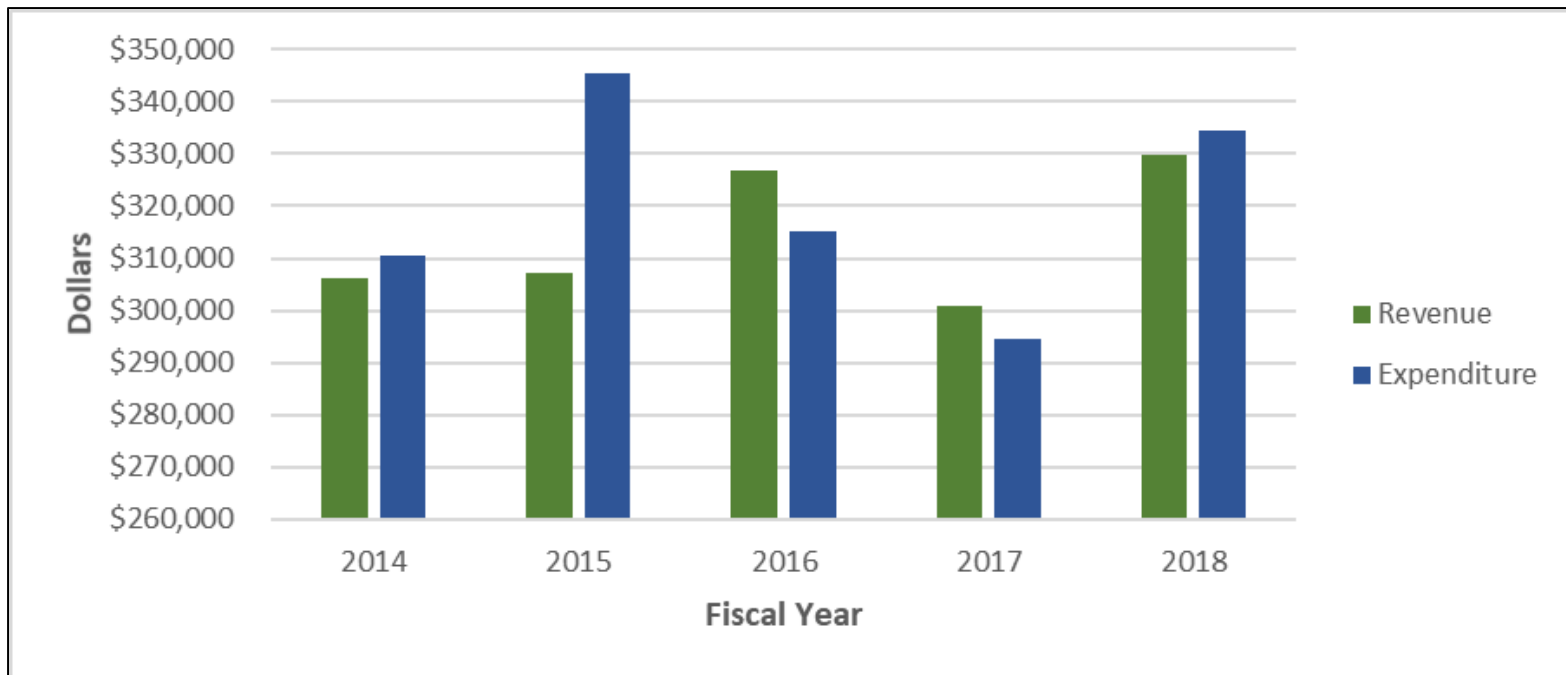
Village Chaumont General Fund Expenditures FYE 5/31/18: \$334,471



Village Chaumont General Fund Revenues and Expenditures Trend

2014 - 2018

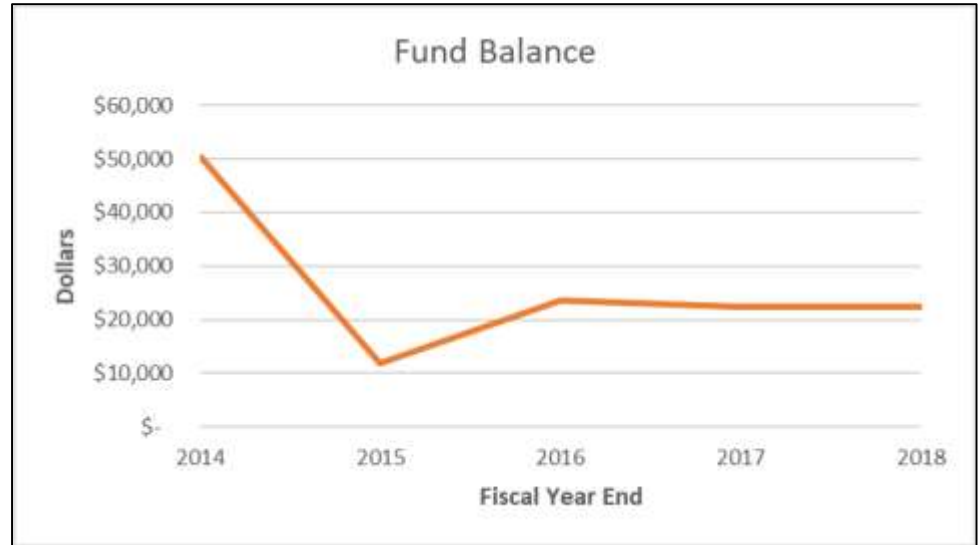
Fiscal Year End	Village Revenue	Village Expenditure	Notes on expenditures
5/31/14	\$306,100	\$310,637	
5/31/15	\$307,207	\$345,642	The employee costs and the sewer debt payment were higher than expected and the Village used GF to pay it, and then reimbursed the GF the next year.
5/31/16	\$326,764	\$315,253	
5/31/17	\$300,944	\$294,498	
5/31/18	\$329,914	\$334,471	



Village Chaumont General Fund Balance Trend

2014 - 2018

Fiscal Year End	Fund Balance
5/31/14	\$50,395
5/31/15	\$11,960
5/31/16	\$23,471
5/31/17	\$22,453
5/31/18	\$22,335



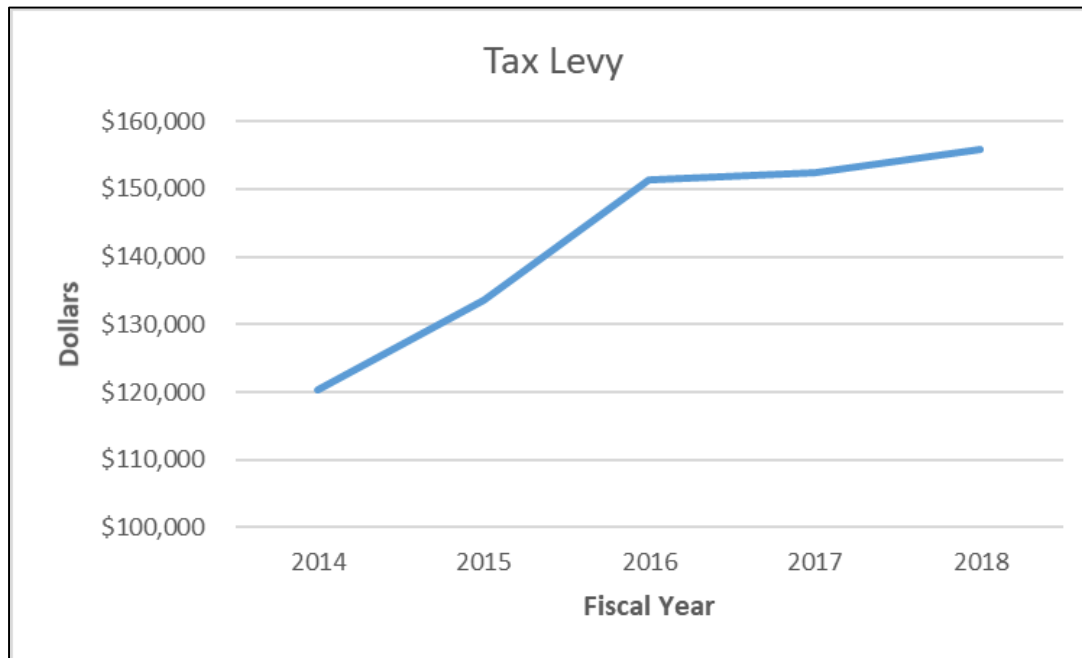
Note: In 2014, the Village hired 2 new full-time employees and 1 part-time employee, and there were increased costs to payroll and benefits, plus additional costs to establish a separate DPW headquarters from the Town barn for the new employees. Fund balance was used to cover these costs, which is why there is a significant decrease in the fund balance from 2014 to 2015.

Unexpended Fund Balances can be credited back to respective Village taxpayers in the year before dissolution takes effect or used to pay down existing debt.

Village Chaumont Tax Levy Trend

2014 - 2018

Fiscal Year End	Tax Levy
5/31/14	\$120,250
5/31/15	\$133,600
5/31/16	\$151,300
5/31/17	\$152,481
5/31/18	\$155,900



Village Chaumont Tax Rate Trend

2008 - 2018

Fiscal Year End	Village Tax Rate (per \$1,000 assessed value)	% change from prior year
5/31/08	8.25	5% decrease
5/31/09	8.245712	0% increase
5/31/10	8.851114	7% increase
5/31/11	9.524358	8% increase
5/31/12	9.585197	1% increase
5/31/13	9.69376	1% increase
5/31/14	3.689225	62% decrease
5/31/15	4.12893	12% increase
5/31/16	4.125983	0% increase
5/31/17	4.199008	2% increase
5/31/18	4.320027	3% increase

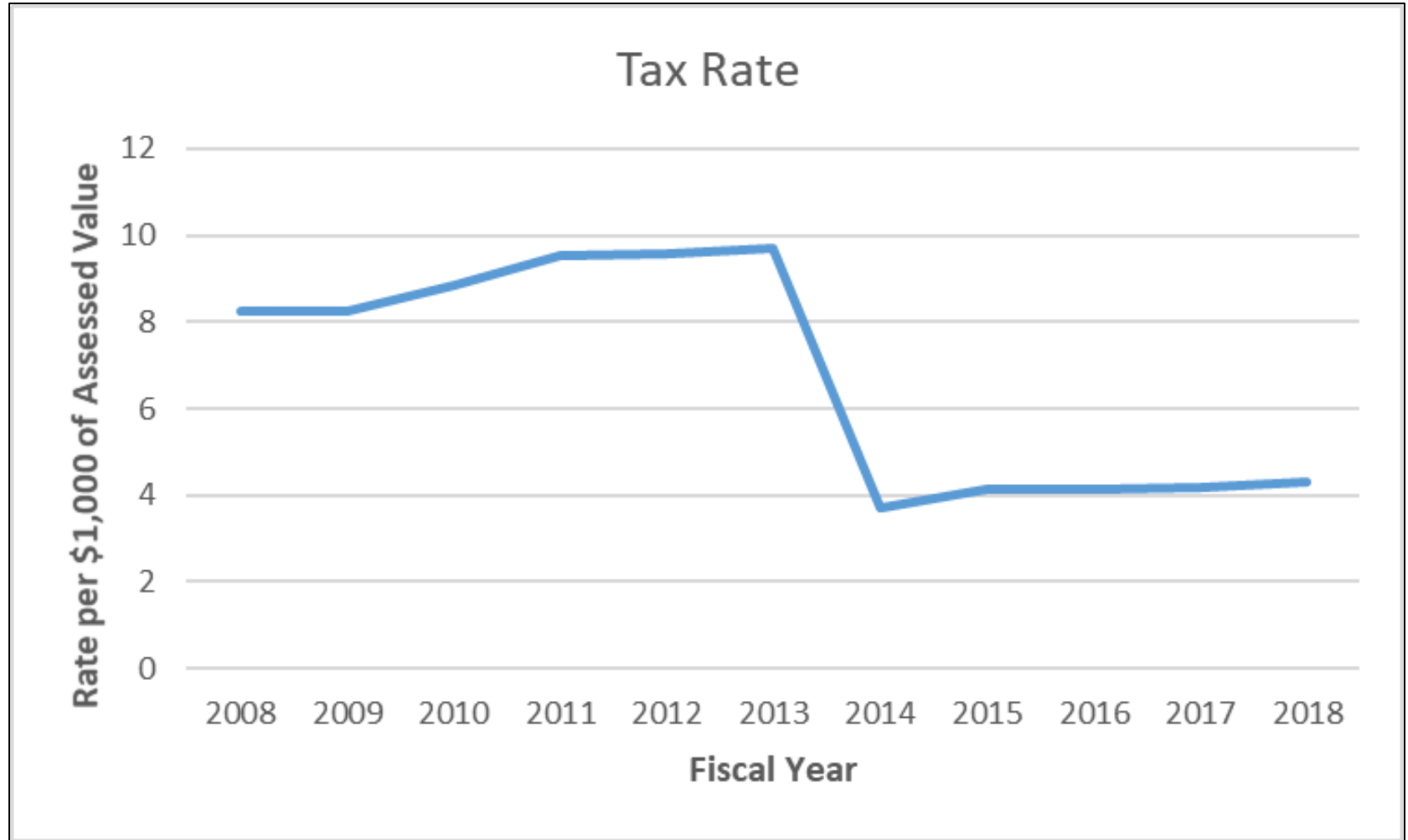
***Municipal-wide
Reassessment
completed in 2013
resulted in a decrease
in the 2014 tax rate.**

**For more on
municipal-wide
assessments, follow
this link:**

<https://www.tax.ny.gov/v/pit/property/learn/reassess.htm>

Village Chaumont Tax Rate Trend

2009 - 2019



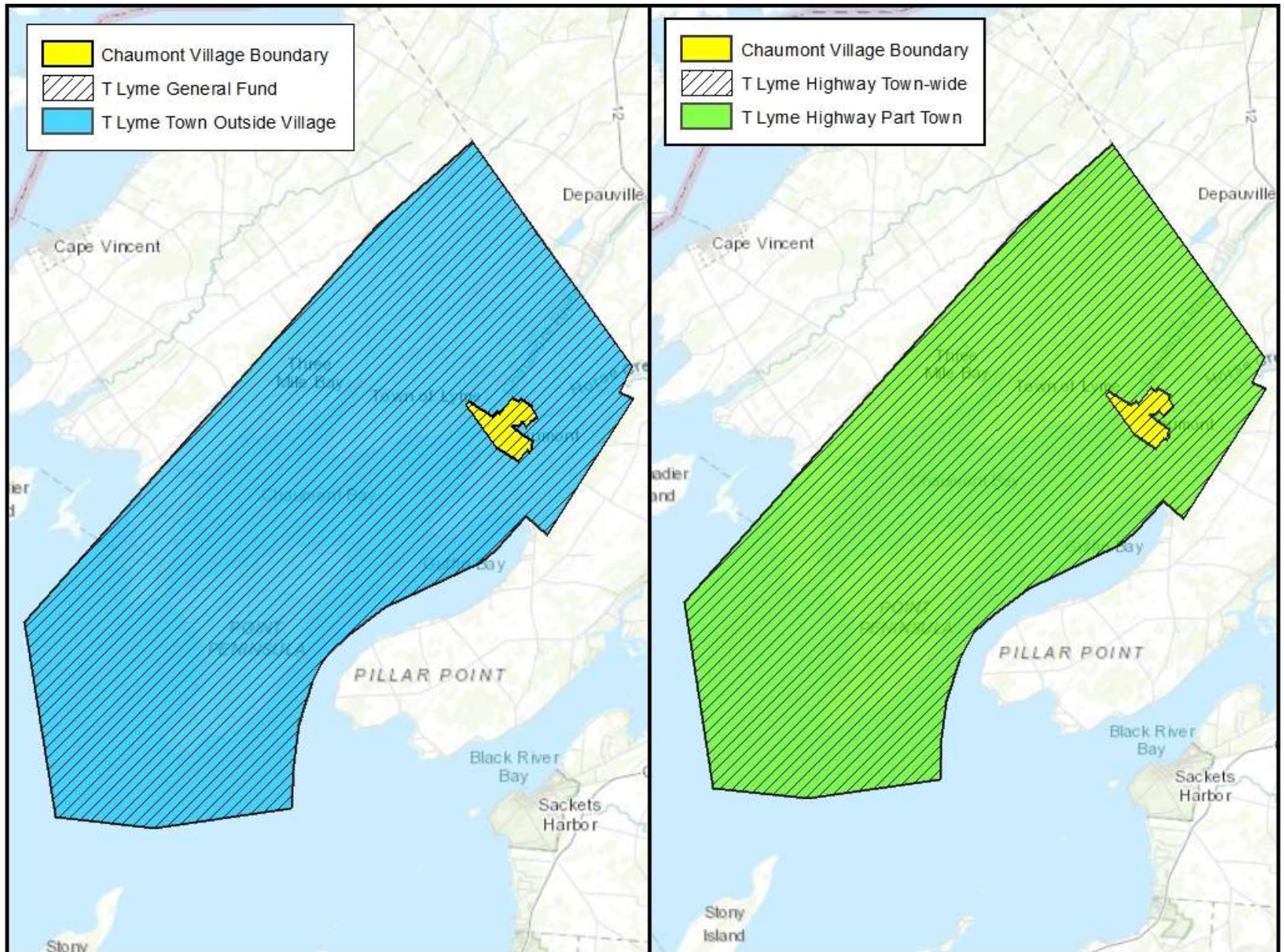
Town Financials

Town of Lyme Funds Summary FYE 12/31/18

Fund	Revenue	Expenditures
General Fund ¹	\$1,214,627	\$1,134,808
General Town - Outside Village ²	\$51,684	\$47,796
Highway - Town-wide (including Village) ³	\$750,425	\$664,111
Highway - Part-town (not including Village) ⁴	\$284,272	\$301,822
Fire Protection	\$157,122	\$157,000
Lighting	\$6,951	\$8,002
Miscellaneous (Public Health)	\$2,226	\$2,153
Water	\$207,015	\$257,501
Total	\$2,674,322	\$2,573,193

1. Includes items that apply to all Town residents, including those inside the Village
2. Includes items that only apply to Town Outside Village residents
3. Includes items that apply to the entire town, including the Village
4. Includes items that apply only to the Town Outside Village

Town of Lyme Map of AUD Fund Coverages

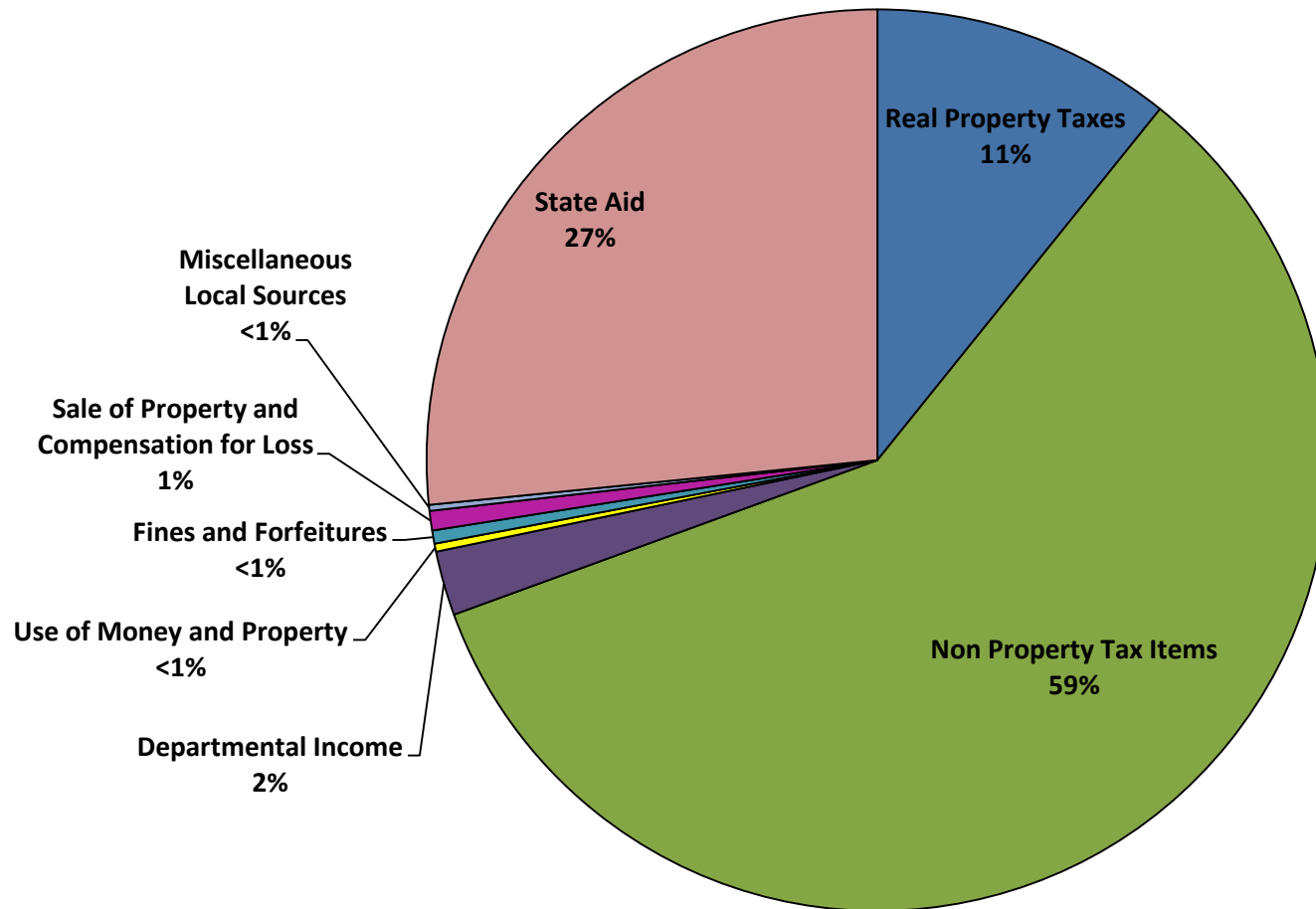


Town Lyme General Fund Revenues FYE 12/31/18

Applies to entire Town, including Village

General Fund Revenue Source	Amount
Real Property Taxes	\$130,986
Non Property Tax Items Non Prop Tax Dist By County (\$699,690), Franchises (\$12,656)	\$712,346
Departmental Income Clerk fees; Vital Statistics Fees, Refuse and Garbage Charges, Other Home and Community Services Income	\$28,075
Use of Money and Property Interest and Earnings, Rental of Real Property	\$3,479
Fines and Forfeitures Fines and forfeited bail	\$5,735
Sale of Property and Compensation for Loss Sales of Scrap and Excess Materials, Sales of Real Property	\$8,503
Miscellaneous Local Sources Gifts and Donations, Unclassified	\$2,632
State Aid Mortgage Tax (\$53,566), Other (\$6,805), Other Transportation GRANT FOR SALT BARN (\$262,500)	\$322,871
Total	\$1,214,627

Town Lyme General Fund Revenues FYE 12/31/18: \$1,214,627

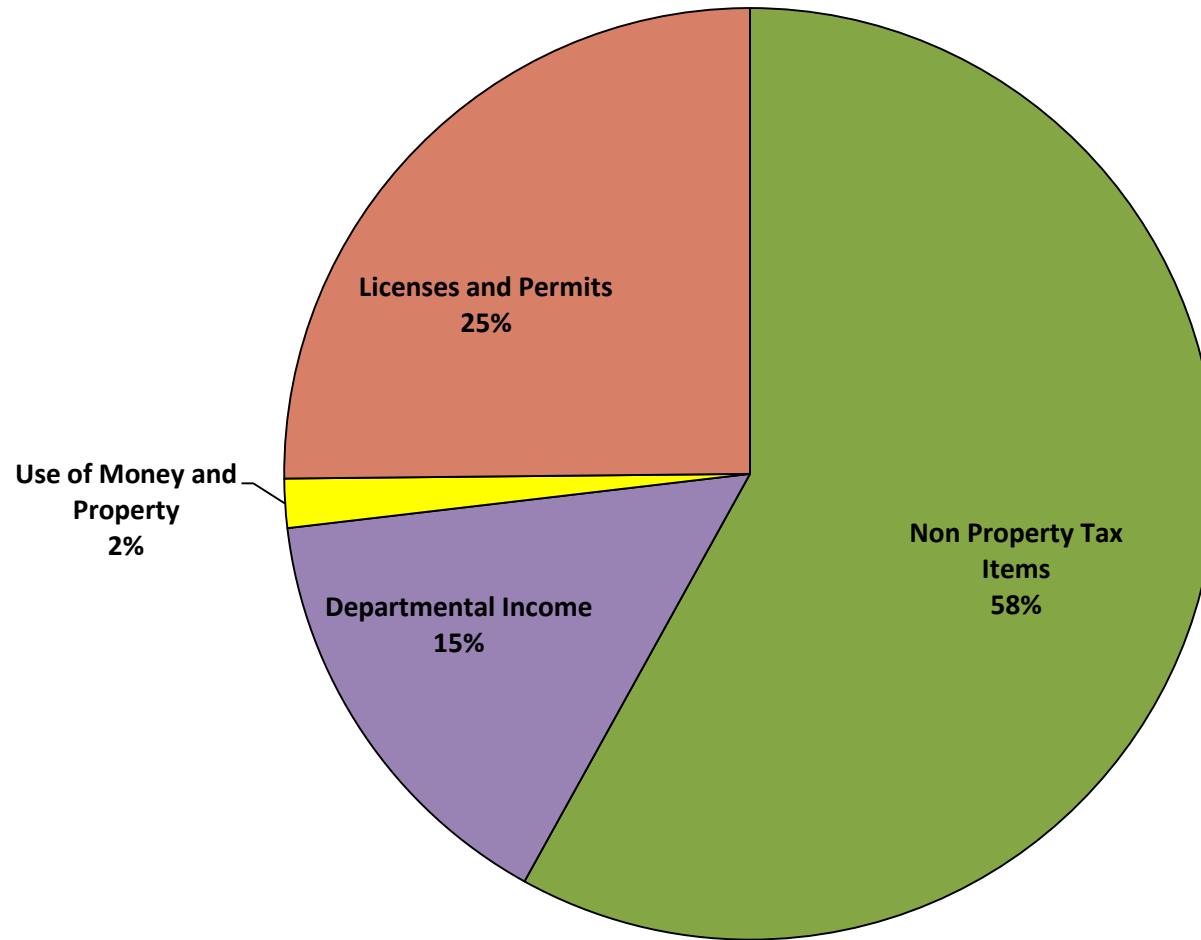


Town Lyme General Town Outside Village Revenues FYE 12/31/18

Applies only to Town, excluding Village of Chaumont

General Fund Revenue Source	Amount
Non Property Tax Items Sales Tax (from County)	\$30,000
Departmental Income Other General Departmental Income; Zoning Fees	\$7,802
Use of Money and Property Interest and Earnings	\$878
Licenses and Permits Permits, Other	\$13,004
Total	\$51,684

Town Lyme General Town Outside Village Revenues FYE 12/31/18: \$51,684

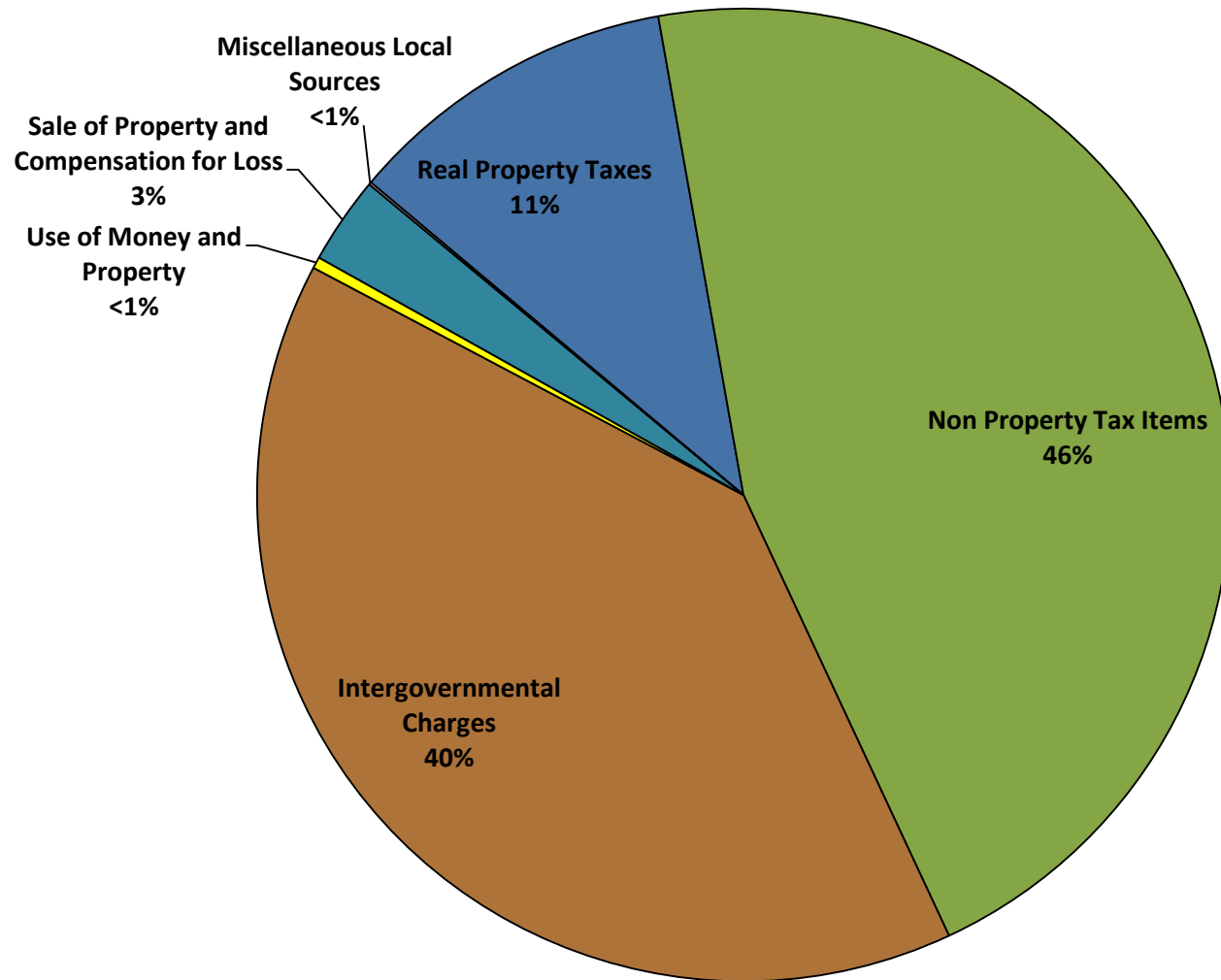


Town Lyme Highway Town-wide Revenues FYE 12/31/18

Applies to entire Town, including Village of Chaumont

General Fund Revenue Source	Amount
Real Property Taxes	\$83,179
Non Property Tax Items Sales Tax (from County)	\$344,146
Intergovernmental Charges Snow Removal Services – Other Govts	\$297,780
Use of Money and Property Interest and Earnings	\$2,864
Sale of Property and Compensation for Loss Insurance Recoveries	\$21,836
Miscellaneous Local Sources Unclassified (Specify)	\$620
Total	\$750,425

Town Lyme Highway Town-wide Revenues FYE 12/31/18: \$750,425

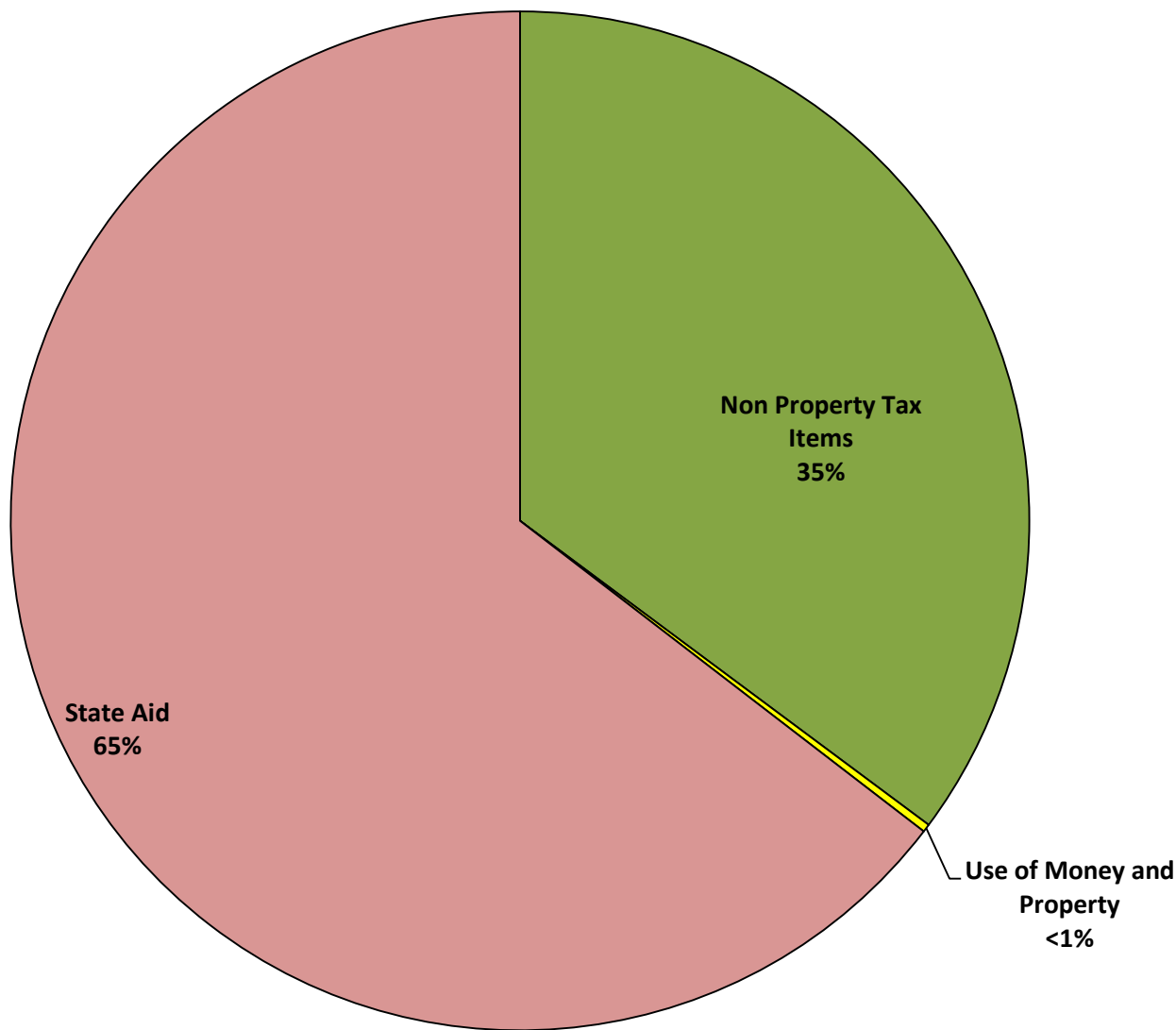


Town Lyme Highway Part-town Revenues FYE 12/31/18

Applies only to Town, excluding Village of Chaumont

General Fund Revenue Source	Amount
Non Property Tax Items Sales Tax (from County)	\$100,000
Use of Money and Property Interest and Earnings	\$725
State Aid Consolidated Highway Aid (CHIPS)	\$183,547
Total	\$284,272

Town Lyme Highway Part-town Revenues FYE 12/31/18: \$284,272



How does the Town spend this Revenue? Town Services

For FYE 12/31/18, the Town reported expenditures to the State in the Annual Update Documents as:
Town-Wide Services, including General Fund and Highway Fund:

“Personal Services” - salaries and employee wages

- Legislative Board
- Municipal Court
- Supervisor
- Tax Collection
- Assessment
- Town Clerk
- Personnel
- Buildings
- Street Admin
- Playground and Rec Centers
- Refuse and Garbage
- Water Administration
- Cemetery
- Machinery
- Brush and Weeds
- Snow Removal
- Services Other Governments

“Equipment and Capital Outlay” - equipment and supply purchases

- Supervisor
- Assessment
- Buildings
- Machinery

“Contractual Expenditures” - contracted services, wages paid to contractors

- Legislative Board
- Municipal Court
- Supervisor
- Auditor
- Tax Collection
- Assessment
- Town Clerk
- Law
- Engineer
- Elections
- Buildings
- Unallocated Insurance
- Municipal Association Dues
- Fire
- Control of Animals
- Registrar of Vital Stat
- Ambulance
- Other Health
- Street Admin
- Community Action
- Publicity
- Veterans Service
- Consumer Affairs
- Other Eco & Dev
- Playgr & Rec Centers
- Historian
- Refuse and Garbage
- Cemetery
- Machinery
- Snow Removal
- Other Transportation

How does the Town spend this Revenue? Town Services

For FYE 12/31/18, the Town reported expenditures to the State in the Annual Update Documents as:

Town-Outside Village Services including General Fund and Highway Fund:

“Personal Services” - salaries and employee wages

- Zoning
- Planning
- Maintenance of streets

“Equipment and Capital Outlay” - equipment and supply purchases

- Permanent Highway Improvements (Paving)

“Contractual Expenditures” - contracted services, wages paid to contractors

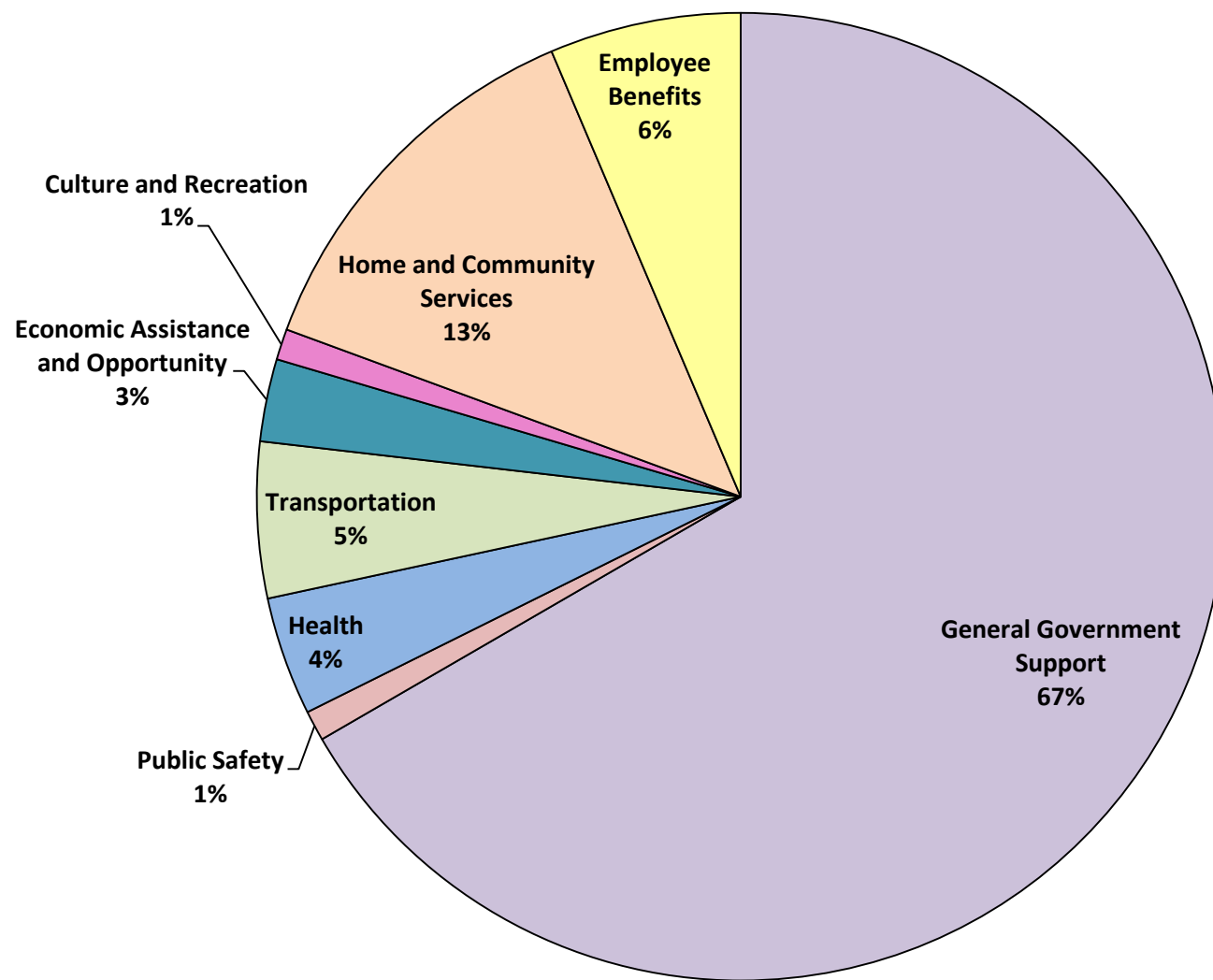
- Parks
- Library
- Zoning
- Planning
- Maintenance of streets

Town Lyme General Fund Expenditures FYE 12/31/18

Applies to entire Town, including Village of Chaumont

Expenditure	Amount
General Government Support Legislative Board; Municipal Court; Supervisor; Auditor; Tax Collection; Assessment; Clerk; Law; Personnel; Engineer; Elections; Buildings; Unallocated Insurance; Municipal Association Dues, Payment To Treas To Reduce Taxes	\$756,273
Public Safety Fire; Control of Animals	\$11,491
Health Registrar of Vital Statistics; Ambulance; Other Health	\$45,025
Transportation Street Admin	\$59,098
Economic Assistance and Opportunity Community Action; Publicity; Veterans Service; Consumer Affairs; Other Eco and Dev	\$31,259
Culture and Recreation Playground & Rec Centers; Library; Historian	\$11,687
Home and Community Services Refuse & Garbage; Water Administration (water billing); Cemetery	\$147,440
Employee Benefits	\$72,535
Total	\$1,134,808

Town Lyme General Fund Expenditures FYE 12/31/18: \$1,134,808

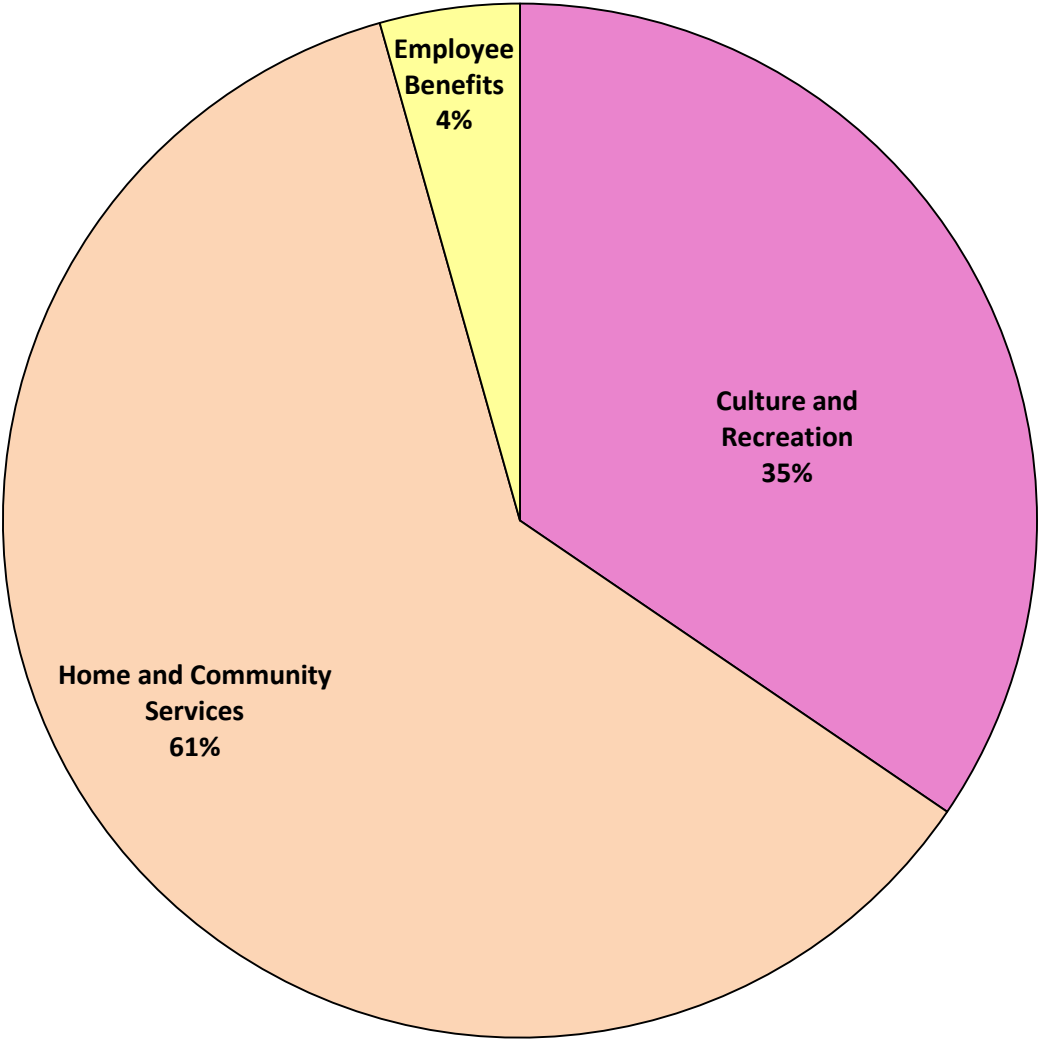


Town Lyme General Town Outside Village Expenditures FYE 12/31/18

Applies only to Town, excluding Village of Chaumont

Expenditure	Amount
Culture and Recreation Parks, Library	\$16,500
Home and Community Services Zoning, Planning	\$29,206
Employee Benefits	\$2,090
Total	\$47,796

Town Lyme General Town Outside Village Expenditures FYE 12/31/18: \$47,796



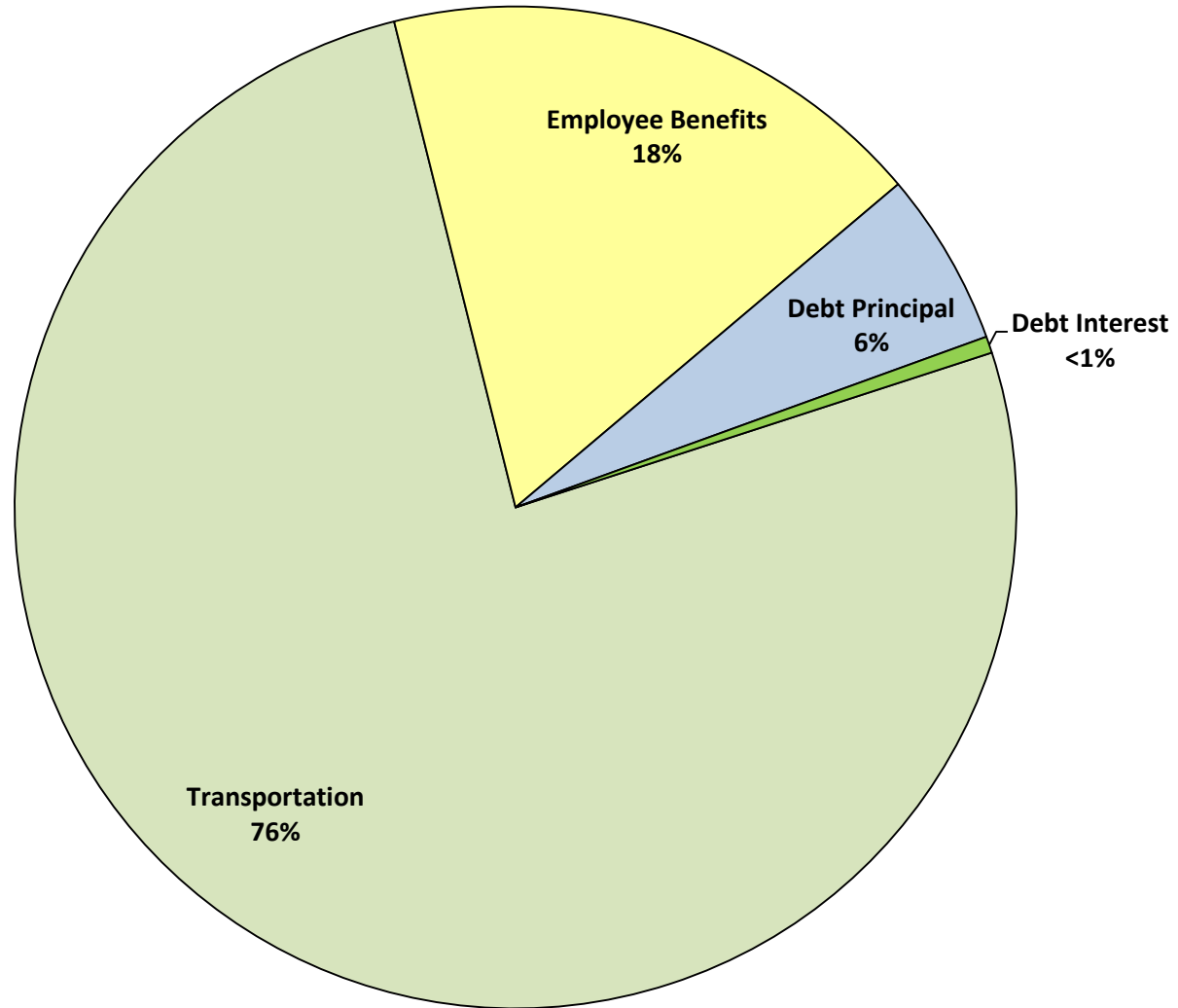
Town Lyme Highway Town-wide Expenditures FYE 12/31/18

Applies to entire Town, including Village of Chaumont

Expenditure	Amount
Transportation Machinery; Brush and Weeds; Snow Removal; Services Other Govts; Other Transportation	\$505,397
Employee Benefits	\$117,796
Debt Principal	\$37,370
Debt Interest	\$3,548
Total	\$664,111

Town Lyme Highway Town-wide Expenditures FYE 12/31/18

\$664,111

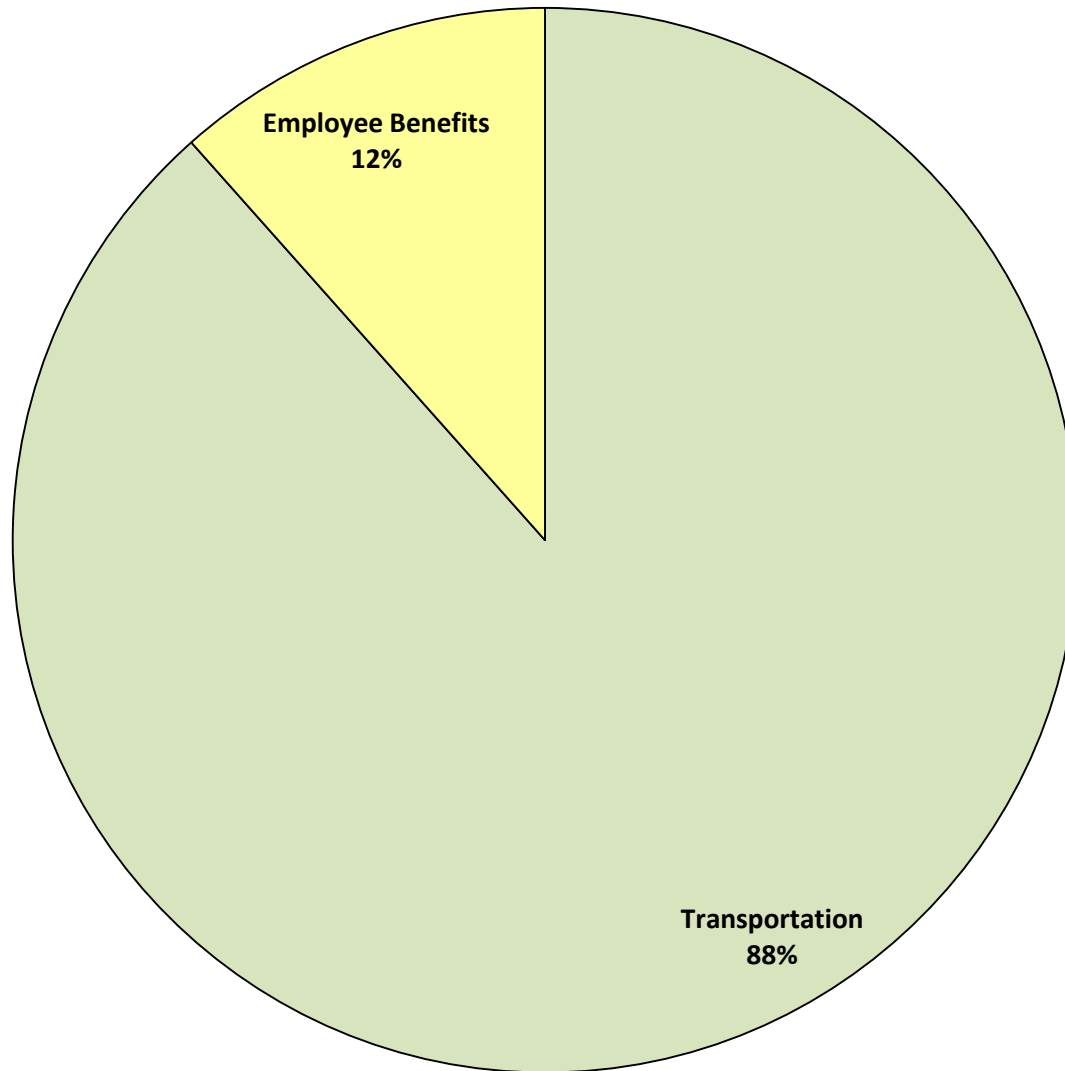


Town Lyme Highway Part-town Expenditures FYE 12/31/18

Applies only to Town, excluding Village of Chaumont

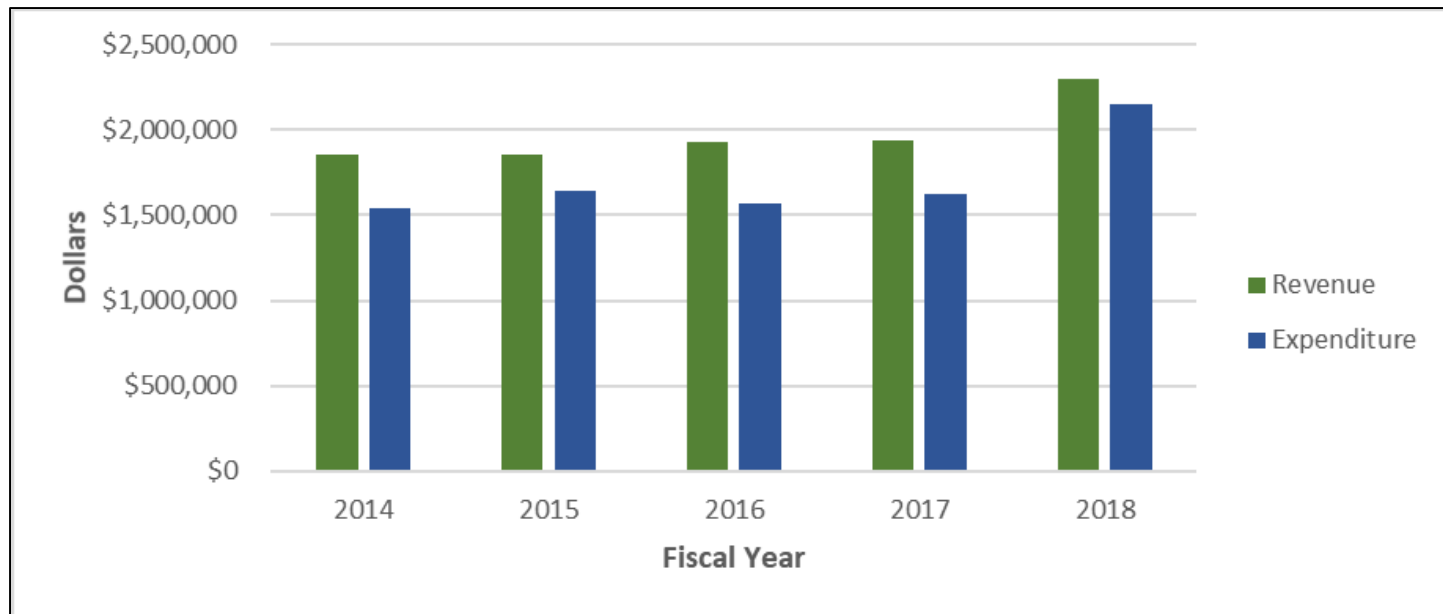
Expenditure	Amount
Transportation Maint of Streets, Perm Improve Highway	\$266,907
Employee Benefits	\$34,915
Total	\$301,822

Town Lyme Highway Part-town Expenditures FYE 12/31/18: \$301,822



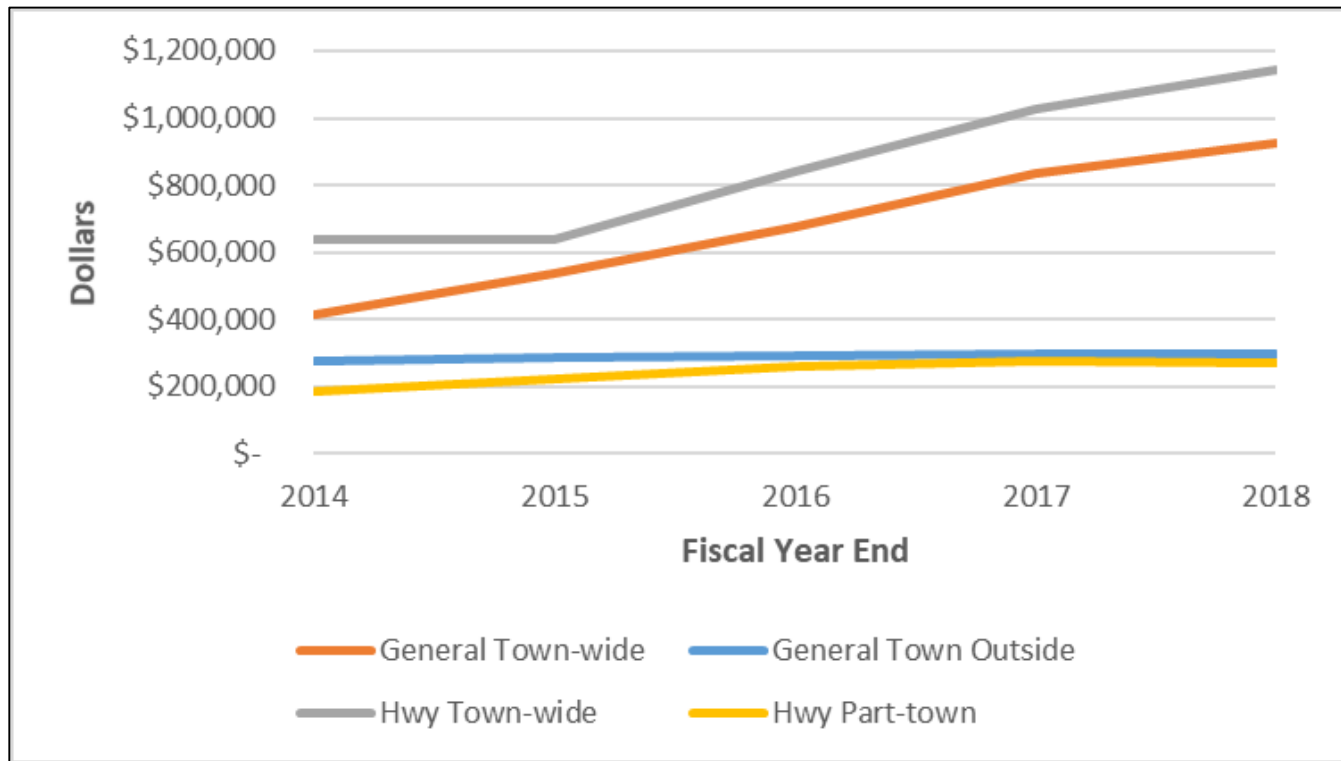
Lyme Town Revenues and Expenditures Trend: General, General Town-Outside, Highway Town-Wide, Highway Part-Town 2014 - 2018

Fiscal Year End	Town Revenue	Town Expenditure
12/31/14	\$1,853,582	\$1,540,234
12/31/15	\$1,855,982	\$1,646,932
12/31/16	\$1,932,920	\$1,568,077
12/31/17	\$1,941,283	\$1,623,203
12/31/18	\$2,301,008	\$2,148,537



Lyme Fund Balance Trends

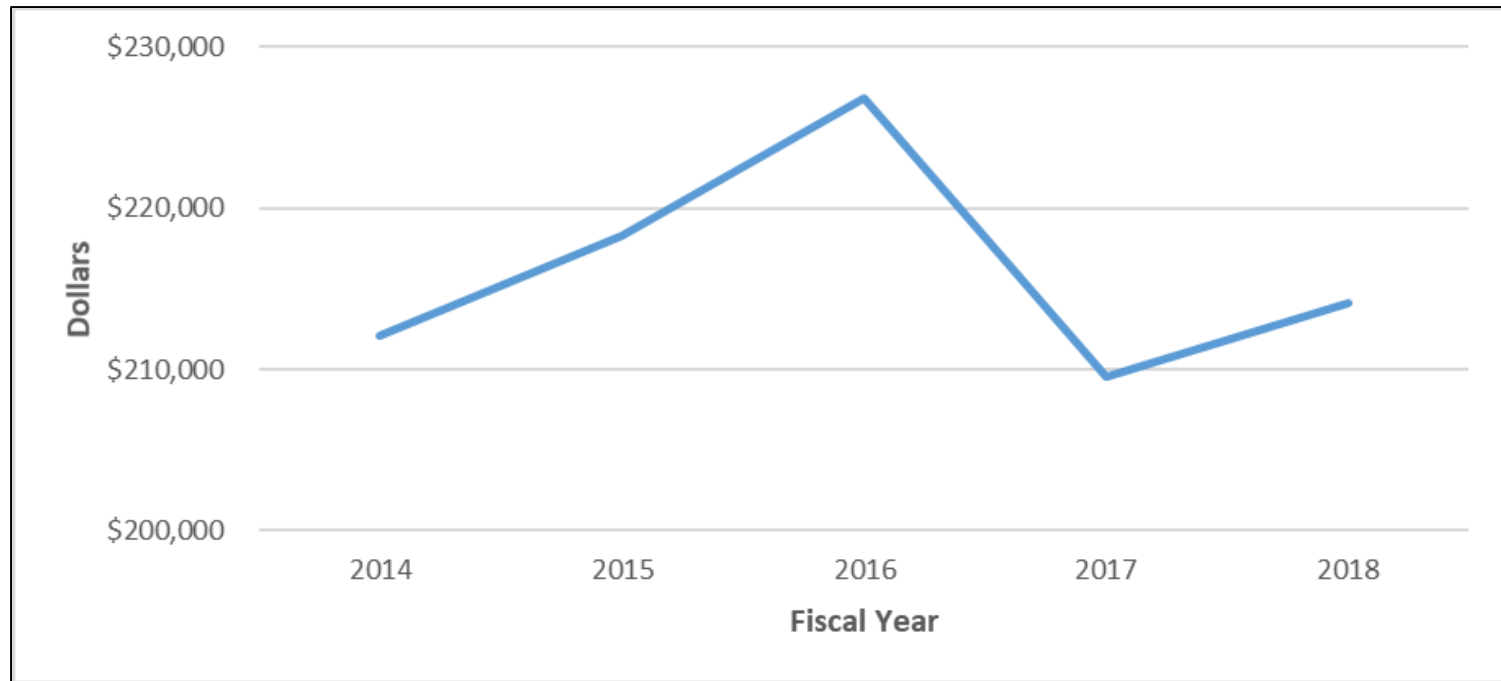
Fund	FYE 12/31/14	FYE 12/31/15	FYE 12/31/16	FYE 12/31/17	FYE 12/31/18
General Fund	\$412,442	\$534,782	\$674,115	\$833,293	\$923,270
General Town-Outside Village	\$277,338	\$287,575	\$290,219	\$295,037	\$298,286
Highway Town-Wide	\$635,822	\$639,476	\$840,193	\$1,024,147	\$1,141,567
Highway Part-Town	\$185,945	\$225,113	\$261,908	\$277,218	\$269,012



Lyme Town Tax Levy Trend

2014 - 2018

Fiscal Year End	Tax Levy
12/31/14	\$212,136
12/31/15	\$218,303
12/31/16	\$226,875
12/31/17	\$209,577
12/31/18	\$214,165



Town Lyme Tax Rate Trend

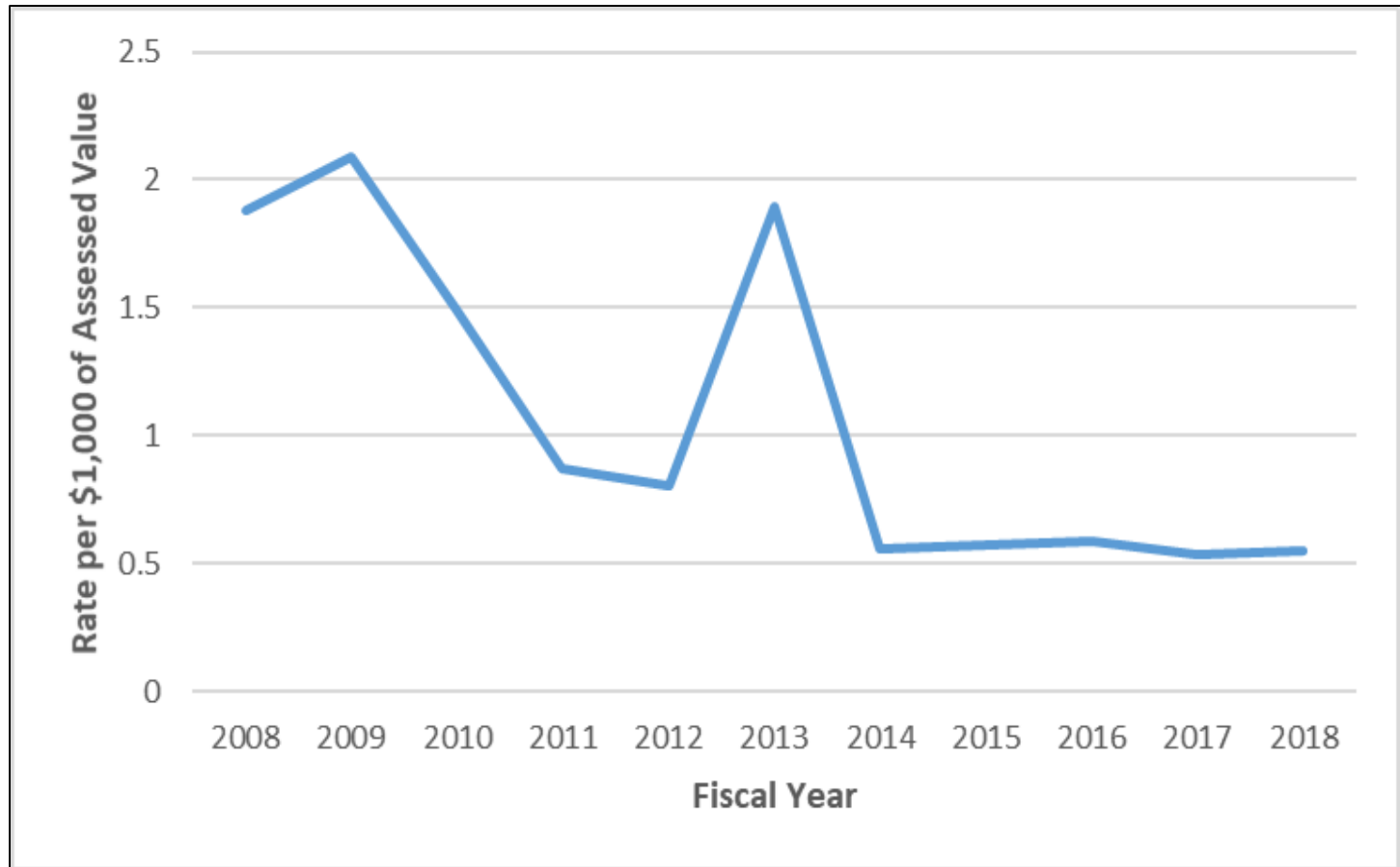
2009 - 2018

Fiscal Year End	Town Tax Rate (per \$1,000 of assessed value)	% change from prior year
12/31/09	2.089592	11% increase
12/31/10	1.495189	28% decrease
12/31/11	0.868783	42% decrease
12/31/12	0.804560	7% decrease
12/31/13	1.895643	136% increase
12/31/14	0.556566	71% decrease
12/31/15	0.569759	2% increase
12/31/16	0.588484	3% increase
12/31/17	0.538462	9% decrease
12/31/18	0.547371	2% increase

- The Town tax rate applies to all properties within the Town, including the Village.
- The Town tax rate includes General and Highway Town-wide funds, which are partly funded through property tax revenue.
- The Town-outside and Highway Part-town funds are not funded through property taxes; they are funded through other revenue sources.

Town Lyme Tax Rate Trend

2009 - 2018



Village of Chaumont Indebtedness

Current Balance as of 5/31/19

	Village Debt Balance End of Year (5/31/19)	End Date	Rate
General Fund	\$56,000 (backhoe purchase)	12/07/2025	2.75%
Water	\$18,000 (water system upgrade)	11/17/2021	3.25%
	\$594,800 (River Crossing) Project to start Summer 2020	38 years after end of project	2.375%
Sewer	\$1,230,060	10/01/2032	0%
Total	\$1,898,860		

Note: In the case of municipal dissolution, water and sewer debts stay within the water and sewer districts.

Town of Lyme Indebtedness

Current Balance as of 5/31/19

	Town Debt Balance End of Year (12/31/18)	End Date	Rate
General Fund	-	-	-
Highway	-	-	-
Water	Water #1 \$33,500	12/23/2040	4.625%
	Water #2 \$309,200	12/01/2037	4.375%
	Water #4 \$79,300	11/16/2043	4.25%
	Water #5 \$284,600	8/05/2049	2.5%
Total	\$706,600		

Note: In the case of municipal dissolution, water and sewer debts stay within the water and sewer districts.

Village and Town Taxes

County, Village, and Town Taxes

2018 Tax Rates \$/ \$1,000 of Assessed Value		
	Village	Town Outside Village
County	7.144979	7.144979
Town	0.547371	0.547371
Village	4.320027	-
Total	12.012377	7.69235

The town does not have a different tax rate for Town-wide and Town Outside Village taxpayers. Everyone in the town pays the same tax rate. The Town tax rate includes both General Fund and Highway.

Questions or Comments?



Carrie Tuttle, Director of Engineering

315-661-3259

ctuttle@danc.org

Star Carter, Assistant Director of Engineering

315-661-3261

scarter@danc.org